



# EUROfusion

EUROFUSION WPJET1-PR(16) 15342

J Garcia et al.

## **Challenges in the extrapolation from DD to DT plasmas: experimental analysis and theory based predictions for JET-DT**

Preprint of Paper to be submitted for publication in  
43rd European Physical Society Conference on Plasma  
Physics (EPS)



This work has been carried out within the framework of the EUROfusion Consortium and has received funding from the Euratom research and training programme 2014-2018 under grant agreement No 633053. The views and opinions expressed herein do not necessarily reflect those of the European Commission.

This document is intended for publication in the open literature. It is made available on the clear understanding that it may not be further circulated and extracts or references may not be published prior to publication of the original when applicable, or without the consent of the Publications Officer, EUROfusion Programme Management Unit, Culham Science Centre, Abingdon, Oxon, OX14 3DB, UK or e-mail [Publications.Officer@euro-fusion.org](mailto:Publications.Officer@euro-fusion.org)

Enquiries about Copyright and reproduction should be addressed to the Publications Officer, EUROfusion Programme Management Unit, Culham Science Centre, Abingdon, Oxon, OX14 3DB, UK or e-mail [Publications.Officer@euro-fusion.org](mailto:Publications.Officer@euro-fusion.org)

The contents of this preprint and all other EUROfusion Preprints, Reports and Conference Papers are available to view online free at <http://www.euro-fusionscipub.org>. This site has full search facilities and e-mail alert options. In the JET specific papers the diagrams contained within the PDFs on this site are hyperlinked

# Challenges in the extrapolation from DD to DT plasmas: experimental analysis and theory based predictions for JET-DT

J. Garcia<sup>1</sup>, C. Challis<sup>2</sup>, D. Gallart<sup>3</sup>, L. Garzotti<sup>2</sup>, T. Görler<sup>4</sup>, D. King<sup>2</sup>, M. Mantsinen<sup>3,5</sup> and JET contributors\*

EUROfusion Consortium, JET, Culham Science Centre, Abingdon, OX14 3DB, UK

*1 CEA, IRFM, F-13108 Saint-Paul-lez-Durance, France.*

*2 CCFE, Culham Science Centre, Abingdon, OX14 3DB, UK*

*3Barcelona Supercomputing Center (BSC-CNS) C. Gran Capità 2-4, 08034 Barcelona, Spain*

*4Max Planck Institute for Plasma Physics, Boltzmannstr. 2, 85748 Garching, Germany*

*5 ICREA, Pg. Lluís Companys 23, 08010 Barcelona, Spain*

\* See the Appendix of F. Romanelli et al., Proc. 25th IAEA FEC 2014, St Petersburg, Russia

## Abstract

A strong modelling program has been started in support of the future JET-DT campaign with the aim of guiding experiments in deuterium (D) towards maximizing fusion energy production in Deuterium-Tritium (DT). Some of the key elements have been identified by using several of the most updated and sophisticated models for predicting heat and particle transport, pedestal pressure and heating sources in an integrated modelling framework. For the high beta and low gas operational regime, the density plays a critical role and a trend towards higher fusion power is obtained at lower densities. Additionally, turbulence stabilization by ExB flow shear is shown to generate an isotope effect leading to higher confinement for DT than DD and therefore plasmas with high torque are suitable for maximizing fusion performance. Future JET campaigns will benefit from this modelling activity by defining clear priorities on their scientific program.

## 1. Introduction

As part of its mission to prepare the operation of ITER, JET has undertaken numerous improvement and upgrades such as the replacement, among others, of the Plasma Face Components (PFC) from Carbon wall by the Iter Like Wall (ILW) with a mixture of Beryllium and Tungsten and the upgrade of the Neutral Beam Injection (NBI) power. In order to further minimize risks of the future ITER Deuterium-Tritium (DT) operation, a second DT campaign, DTE2, has been as well envisaged for JET [1].

In this framework, the predictability of burning plasmas is a key issue for preparing DT experiments and designing and building credible future fusion devices. The integration of several physics aspects is mandatory for an accurate extrapolation from present day plasmas, mainly obtained with D as the main ion species, to conditions in which the ion mixture will be dominated by DT. This is an important challenge due to the scarceness of experimental data in support of the extrapolation efforts. In fact, some of the experimental data included in the present analysis belongs to the previous JET-DT campaign, DTE1 [2]. Their analysis is challenging given the fact that the data quality is not comparable to present-day standards [3]. Following this general guidelines, an extensive exercise of physics analysis, benchmark and integrated modeling has been undertaken in the framework of the future JET-DT campaign with the aim of investigating about the key physics of DT plasmas extrapolation, providing useful guidelines for establishing priorities in a potential DT campaign and establishing optimum operational regimes for maximizing the fusion power generation. Some of the essential physics analyses and integrated modelling activity to be performed D and predicted DT plasmas to ensure the correct extrapolation and quantification of the expected key physics in DT [4] are the following:

1. Validate modelling codes on existing data from recent D campaigns via integrated-scenario modelling.
2. Identify and model Ion Resonant Cyclotron Heating (ICRH) schemes suited for maximizing fusion performance through core ion heating.
3. Predict DT performance, ICRH heating & ion acceleration efficiency, alpha particle effects, isotope effects and MHD stability.

The modelling activity shown in this paper carefully follows the previous program and aims to provide input and guidance for scenario developers based on validated modelling. Additionally, it can provide a framework for establishing a general procedure for extrapolating JET plasmas to ITER DT regimes. We concentrate our effort on the validation with the most sophisticated models available of heat and particle transport, heat sources, pedestal pressure, optimum ICRH schemes, DT fusion power predictions and isotope effects. For that purpose, high beta plasmas at high power are considered due to their low power degradation [5]. The latter is beneficial for maximizing the fusion energy produced at high power, and thus, possibly allowing for a higher fusion gain power than expected from usual scaling laws. Nevertheless, high current plasmas with lower values of beta will be also investigated in the future to see if the favorable confinement scaling with plasma current can be exploited for high fusion performance.

A series of representative discharges from previous campaigns has been chosen for testing models and predictive capabilities. This is particularly important for first-principle models, as they can provide guidance in the cases where experimental data is limited.

The paper is organized as follows. In section 2 the general methodology applied for the extrapolation is shown and justified. In section 3, the codes and models applied are described. In section 4, integrated modelling is validated with DD plasmas. DT extrapolations are shown in section 5 whereas the impact of ICRH schemes, isotope effect and alpha heating and DT fueling is shown in section 6. Perspectives and conclusions will be addressed in section 7.

## **2. Extrapolation methodology**

The extrapolation of present day plasmas to DT requires validation of different modelling at several complexity levels and the extrapolation to some operational regimes which have not been attained yet at JET. One example is the hybrid scenario at high toroidal current ( $I_p$ ), for which previous analyses have shown that high input power and large enough fast ion fraction are required in order to obtain the improved thermal energy confinement time usually obtained at low current [6]. Therefore, the verification of a suite of models in some particular (usually narrow) plasma condition is not enough for ensuring the correct prediction to DT, it is also needed to demonstrate that that choice is able to properly scale the plasma to at least different input power,  $I_p$  and toroidal magnetic field ( $B_t$ ). For that purpose, the following strategy has been adopted in this study:

- Validation of models on existing D plasmas
- Verification of a minimum extrapolation capability with existing D plasmas when changing power,  $I_p$  and  $B_t$ .
- Verification of the extrapolation strategy with future D plasmas
- Close the ‘gap’ with respect to DT physics: Validation of models with DTE1 and future isotope experiments
- First-principle modelling supporting the extrapolation strategy

Additionally, the extrapolation strategy to DT must reproduce key physics recently found at JET in D, such as deviation from the scaling  $IPB98(y,2)$  [7] obtained in dedicated power scans both at low and high triangularity in low gas regimes. Some of the key physics that explain such deviation are the increased impact with power of several core plasma turbulence stabilizing mechanisms, such as the stabilization by electromagnetic effects and fast ions pressure gradients or ExB flow shear [8,9]. Additionally, the increased beta tends to stabilize edge ballooning modes and expand the peeling-ballooning stability boundary leading to an increase of the pedestal pressure and the onset of a core-edge feedback loop through plasma stiffness. This is because they do not drive any core turbulence when the pressure gradients increase with power as long as the plasma remains in the ITG regime [9]. Therefore, these contributions are essential for a correct extrapolation to DT plasmas, which will self-generate extra heating power and a very energetic fast ion content due to fusion-born alpha particles.

### 3. Codes and models applied

Several integrated modelling suites have been used in these studies. One of them is the CRONOS suite of codes [10] which can solve the transport equations for various plasma fluid quantities (current, energy, particles, momentum). This is done in one dimension (the toroidal magnetic flux coordinate), self-consistently with 2-dimensional magnetic equilibrium which is calculated by means of the HELENA code [11]. The sources are computed by external modules coupled with the main transport equations. The Neutral Beam Heating and Current Drive (NBH & NBCD) and the alpha power are computed by means of the NEMO/SPOT code [12]. The Ion Cyclotron Heating source is computed by the PION code [13], a time dependent 1-D Fokker Planck code, including collisions and fast ion orbit losses.

### 4. Integrated modelling and extrapolation strategy validation

Shot	$I_p$ (MA)	$B_t$ (T)	$q_{95}$	$\kappa/\delta$	$\beta_N/\beta_{N,th}$	$H_{98}(y,2)$	$P_{tot}$ (MW)	$R_{NT}(s^{-1})$
84792	1.4	1.7	4.4	1.63/0.27	2.85/2.45	1.20	13	$3.79 \times 10^{15}$
84798	1.4	1.7	3.9	1.63/0.25	1.43/1.30	0.93	6.0	$7.87 \times 10^{14}$
86614	2.5	2.9	4.3	1.80/0.40	2.30/2.00	1.10	27	$2.19 \times 10^{16}$

TABLE I. Main characteristics of the discharges analyzed in this paper.  $I_p$  is the total current,  $B_t$  the toroidal magnetic field,  $\kappa$  elongation,  $\delta$  triangularity,  $\beta_N = \beta_a B / I_p$  normalized beta (with  $a$  the plasma minor radius),  $\beta_{N,th}$  normalized thermal beta,  $H_{98}(y,2)$  thermal confinement factor,  $P_{tot}$  injected power and  $R_{NT}$  the measured neutron yield.

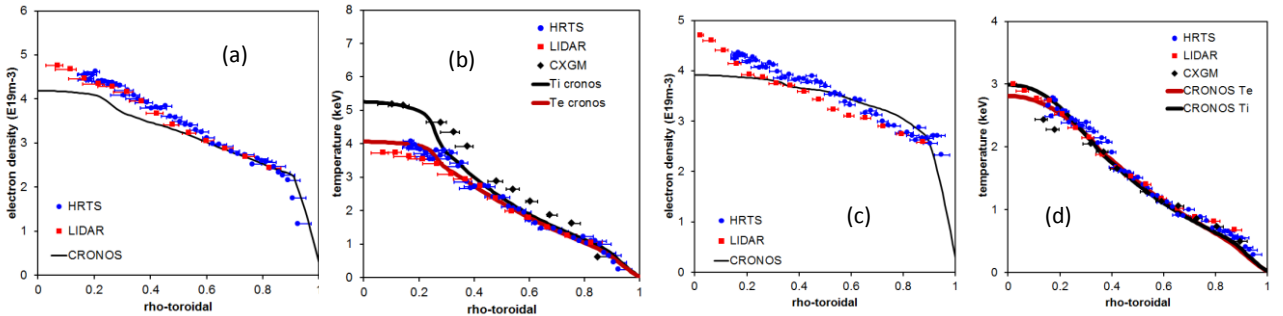
Three discharges are selected to validate the integrated modelling and the extrapolation methodology. As representative of the low power degradation obtained in low triangularity ( $\delta$ ) and low gas ILW plasmas, the discharges 84792 and 84798 at 13MW and 6 MW respectively are selected. Details of these discharges are shown in table I. The transport model TGLF [14] is used for predicting core heat and particle fluxes whereas ion neoclassical transport is assumed for particle transport in the pedestal region. The stabilizing effects due to ExB flow shear (the experimental toroidal rotation is used), electromagnetic fluctuations and the fast ion content as an extra species are considered. The characteristics of the fast ion

content are taken from slowing-down distribution function. The gas level is adjusted in order to match the experimental density at the top of the pedestal when available. In order to calculate the pedestal temperature, the following scaling [15] is used

$$W_{ped} = 0.000643I^{1.58}R^{1.08}P^{0.42}n^{-0.08}B^{0.06}\kappa_a^{1.81}\varepsilon^{-2.13}m^{0.2}F_q^{2.09} \quad (1)$$

where  $I$  is the current (MA),  $R$  major radius (m),  $P$  thermal loss power (MW),  $n$  density ( $10^{-19} \text{ m}^{-3}$ ),  $B$  toroidal field (T),  $\kappa_a$  elongation,  $\varepsilon$  aspect ratio,  $m$  atomic mass and  $F_q$  ( $\equiv q_{95}/q_{cyl}$  with  $q_{cyl}$  defined as  $5\kappa_a^2 B/RI$  with a minor radius). The position of the top of pedestal is fixed to the experimental value. This scaling has been shown to reasonably reproduce low delta C-wall hybrid discharges [16]. Additionally, its power dependence for the pedestal energy closely follows the one obtained in the recent power scan.

The predictive simulation results are shown in figure 1 for discharge 84792 and they are compared to averaged measurements in the time window 5.2-5.5s obtained by means of the High Resolution Thomson Scattering (HRTS) and LIDAR for the electron and density temperature profiles and with Charge Exchange (CX) for the ion temperature profile. HRTS density was re-normalized to match the interferometer density during the high beta phase of each pulse. In general the agreement between experimental data and simulation is acceptable in spite of the fact of a slightly under prediction of density peaking and temperatures at the top of the pedestal. In this context, one convenient parameter of merit used to evaluate the goodness of particular modelling is the measured DD neutron rate ( $R_{NT}$ ). For the simulation performed here, the neutron rate is calculated with the code JETFUZE which estimates beam-target and thermal fusion reactions based on a simple model using cross-sections from [17] and which has been validated in specific cases with NUBEAM/TRANSP [18] leading to fair agreement. The value obtained for the simulation of 84792,  $R_{NT}=3.28 \times 10^{15} \text{ s}^{-1}$  is 13% lower than the measured one.



*Figure 1 Comparison between the electron and ion temperatures and electron density profiles obtained with TGLF transport model and experimental data for the discharge 84792 (a,b) and 84798 (c,d). Horizontal error bars illustrate the uncertainty in the mapping from instrument line of sight to rho-toroidal*

As a part of the extrapolation strategy, a simulation has been performed by reducing the power to 6MW and comparing the results to the discharge 84798 from the power scan. The gas level is readjusted to match the pedestal density. The profiles obtained, shown in figure 1, although still showing a slight under prediction of density peaking and temperatures at the top

of the pedestal are close to experimental data and  $R_{NT}=9.29 \times 10^{14} \text{s}^{-1}$ , 17% higher than the experimental measurement.

An additional step has been taken in order to consolidate the extrapolation strategy. The current is increased to 2.5MA, the magnetic field to 2.9T and the NBI power to 22MW. Moreover, 5 MW of ICRH power are added with hydrogen minority scheme at frequency  $f=42.5\text{MHz}$ . The results are compared to the discharge 88614, with the same configuration, in the time window 8.2-8.5s. This discharge holds the neutron yield record in the recent JET-ILW campaigns. The results are in reasonable agreement with experimental data with, again, a slightly density peaking underestimation. The neutron rate calculation,  $R_{NT}=1.76 \times 10^{16} \text{s}^{-1}$ , is 19% lower than the measured one. Here, it should be noted, however, that the JETFUSE calculation does not take into account the ICRH acceleration of the NBI fast ions beam which can lead to an increase of  $R_{NT}$  of about 10% [19].

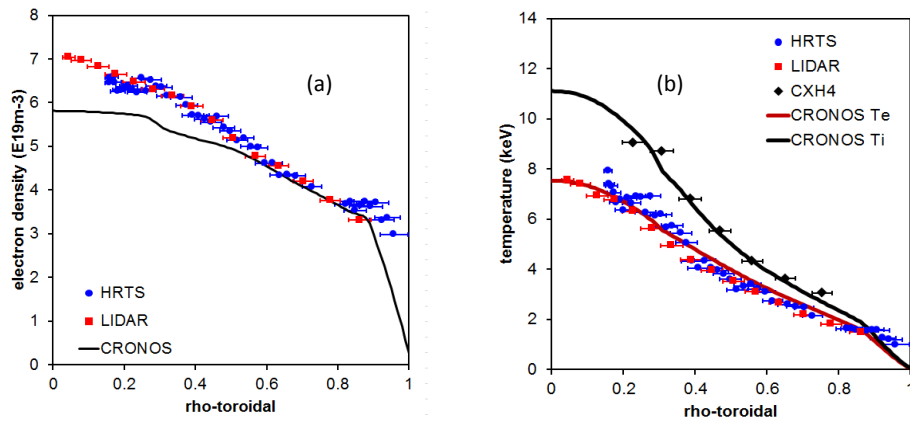


Figure 2 Comparison between the electron and ion temperatures (a) and electron density profiles (b) obtained with TGLF transport model and experimental data for the discharge 86614. Horizontal error bars illustrate the uncertainty in the mapping from instrument line of sight to rho-toroidal

## 5. DT extrapolation at full JET-ILW power

The maximum fusion power that could be obtained at JET, following the operational domain previously described, is calculated based on the previous simulation with  $P_{NBI}=22\text{MW}$  by increasing  $P_{NBI}$  to the maximum power available, 34MW. In these new simulations the gas levels and toroidal rotation profile are not changed with the increasing power. The equivalent fusion power is calculated with the JETFUSE code assuming a DT mixture of 50%-50% and including both the thermal and beam-target reactions. The uncertainties on the density top pedestal are analyzed by performing a scan on this parameter. Here, no credit for isotope effects of self-consistent alpha power generation and heating is considered.

As shown in figure 3, the equivalent fusion power for  $P_{NBI}=22\text{MW}$ ,  $P_{fus}=5.12\text{MW}$ , is in fair agreement with the one obtained from interpretative simulations with TRANSP of the discharge 86614,  $P_{fus}=5.07\text{MW}$ . When increasing the total power to 40MW, then  $P_{fus} \sim 11\text{MW}$ , with  $P_{fus,thermal}=3.45\text{MW}$  and  $P_{fus,beam}=7.51\text{MW}$ . However, this power is highly dependent on the density. In particular, we find that  $P_{fus}$  decreases with increasing line average density, which means that in fact there is an optimum operational point in terms of density. The strong

density dependence is confirmed by another scan at increased  $I_p=2.9\text{MA}$  and  $B_t=3.45\text{T}$ . At JET, The  $I_p$  increasing usually means a natural increasing of average density keeping the Greenwald fraction constant, something recovered in these simulations. At  $I_p=2.9\text{MA}$ , the possible improvement of higher current is highly counteracted by the increased density, showing that density control is essential to maximize fusion power in this operational domain. In order to analyze by which physical mechanism the density has such a strong impact on the performance, the NBI particle fuelling is shown in figure 3 for the different simulations. Clearly, the increased density involves a poorer beam penetration and a lack of inner core heating and fuelling, which leads to poorer conditions for fusion power generation. Therefore central heating, in particular ion heating, becomes a necessity for avoiding loss of NBI heating when the density deviates from its optimum value. Several studies performed with the JETTO code and PION have shown that  $^3\text{He}$  ICRH schemes can effectively improve ion core heating with respect H schemes [20]. This possibility will indeed be envisaged for a future DT campaign.

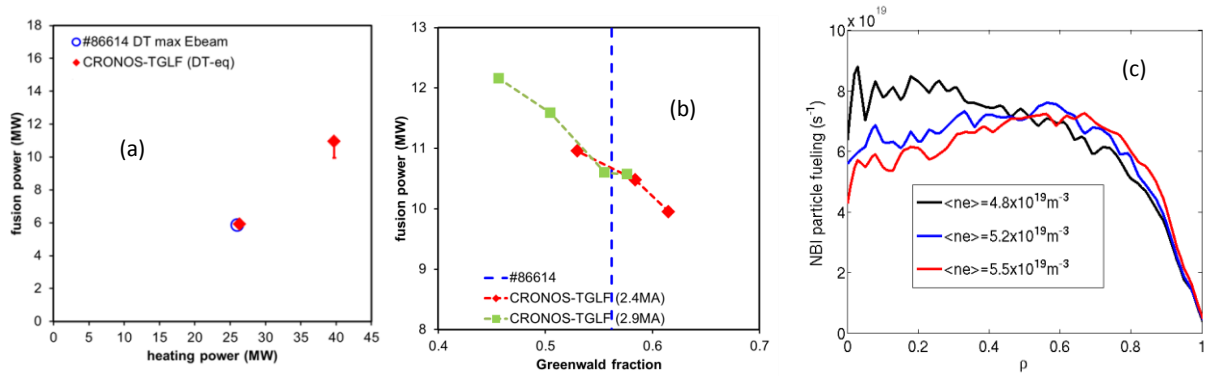


Figure 3 Equivalent fusion power calculation assuming 50%D-50%T mixture at different input power (a) Sensitivity analysis of the fusion power dependence on the density with total input power of 40MW (b) NBI fuelling sensitivity to the average electron density (c)

## 6. Isotope and alpha heating effects

The impact on turbulence and, consequently, on fusion power of the isotope change from DD to DT has been explored by performing simulations at maximum power and including D and T species in TGLF by assuming a 50%D-50%T mixture. Both species are assumed to have the same characteristics except the mass. As a first step, and in order to have a clear comparison of the impact of just heat and particle transport effects, all the sources are preserved in DT from the extrapolation performed with DD at  $I_p=2.9\text{MA}$  and  $B_t=3.45\text{T}$  leading to  $P_{\text{fus}}=10.94\text{MW}$ . In figure 4, the resulting electron and ion temperatures as well as the electron density are shown. Both ion and electron temperatures show a significant increase from DD to DT, especially strong for the ion channel with an increasing of the ion temperature peaking in the inner core region. This is due to a stronger turbulence stabilization of core turbulence in DT than in DD, which also leads to an increase of density peaking for DT specially pronounced as well at  $\rho < 0.5$ . Therefore, the equivalent fusion power also significantly increases in DT,  $P_{\text{fus}}=16.34\text{MW}$  due to the isotope effect. Interestingly, the



improved confinement in DT starts right at the top of the pedestal, as shown in figure 4, where the ion thermal pressure is compared for DD and DT. This trend has been also found in experimental isotope scans with hydrogen and deuterium in JT-60U [21], indicating a possible common explanation for multi-ion and single ion isotope effects.

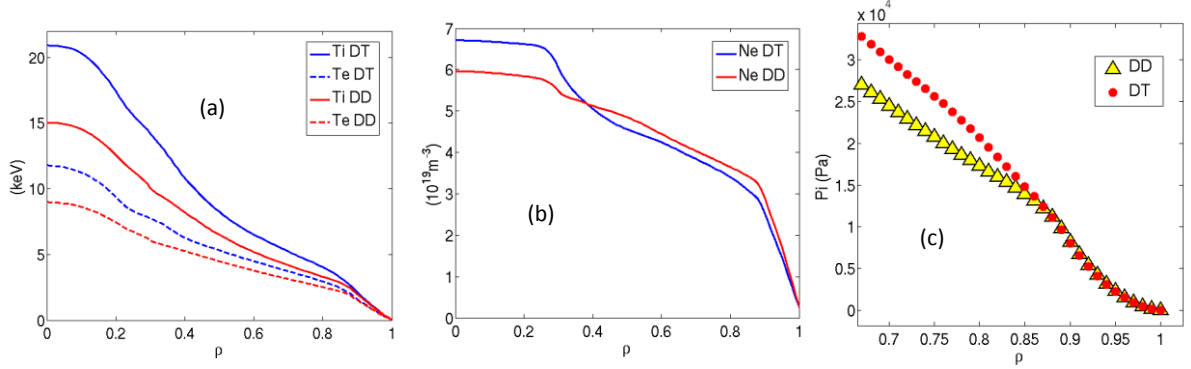


Figure 4 Comparison between the electron and ion temperatures and electron density profiles obtained with TGLF transport model for DD and DT mixtures (a,b) Thermal ion pressure comparison for DD and DT (c)

Case	Wth (MJ)
DT with ExB	8.8
DD with ExB	6.9
DT without ExB	5.4
DD without ExB	5.6

TABLE II. Comparison between the thermal energy content obtained in DD and DT for simulation with and without ExB flow shear stabilization

A simple explanation can be derived taking into account that turbulent eddies can be quenched by the background ExB flow shear. This holds at least for microturbulence driven by ion temperature gradients, referred to as the Ion Temperature Gradient (ITG) mode [22], which is responsible for the heat transport in the vast majority of the present day tokamaks. The ExB growth rate is expected to be independent of the mass,  $\gamma_{ExB} \sim E_r/L$  with  $E_r$  the radial electric field and  $L$  a suitable length, whereas the ITG growth rate scales as  $\gamma_{ITG} \sim v_{th,i}/L$  with  $v_{th,i}$  the ion thermal velocity. Therefore, the ratio  $\gamma_{ExB}/\gamma_{ITG}$ , a measure of the impact of the external ExB flow shear on turbulence, scales as  $\gamma_{ExB}/\gamma_{ITG} \sim m_i^{1/2}$  indicating that the effectiveness of the ExB flow shear for quenching ITG transport increases with the mass at constant  $\gamma_{ExB}$ . This possibility is verified by performing two further simulations with DT and DD without the impact of ExB flow shear. Unlike the case with ExB, the plasma thermal energy content, shown in table II, decreases with DT with respect to DD, showing the capital importance of ExB stabilization for properly accounting the impact of mass exchange. However, in strong electromagnetic turbulence, i.e. at high electron beta, the effect of ExB flow shear could be overestimated by quasi-linear models and actually the electromagnetic stabilization be responsible for most of the reduced turbulence [9]. Recent gyrokinetic simulations for the ITER hybrid scenario show that a strong DT isotope effect can be obtained by the concomitant impact of ExB flow shear, electromagnetic effects and zonal

flows [23] leading to otherwise heat fluxes reductions similar to the one obtained with TGLF for JET-DT just with ExB. Therefore, detailed heat fluxes comparisons between TGLF and non-linear gyrokinetic simulations are required for properly address the isotope effect.

Finally, a self-consistent simulation including alpha heating effects (thermal) calculated with code SPOT and heating using T-NBI beams has been performed with the aim of verifying their impact on the final fusion energy performance. Here, the fast ions generated by the fusion reactions have been also included in TGLF as extra specie. This extra comparison highlights some important differences between DD and DT as shown in figure 5. The T-Beam penetration becomes weaker for DT due to the higher mass of the T beams leading to a NBI core heating and fueling deficit, however additional effects can counteract it such as the contribution of the fast alphas to the fast ions pressure, which is not negligible and can have a significant impact on the ion heat transport suppression. The electron alpha heating power is comparable to the NBI in the inner core and can at least partially overcome the loss of central heating in DT. Therefore, the final fusion power including all the elements,  $P_{\text{fus}} = 15.5 \text{ MW}$  does not significantly change with respect the one previously obtained.

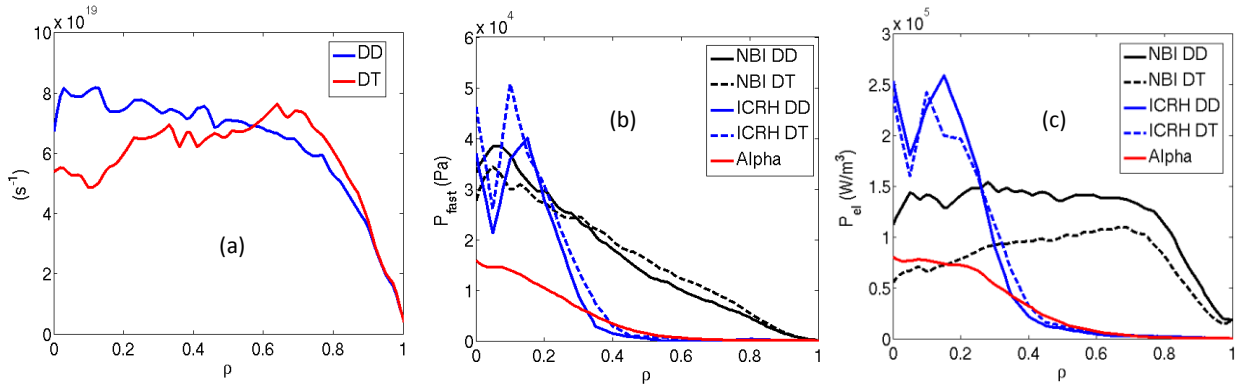


Figure 5 Comparison between the NBI fuelling in DD and DT including T-beams (a) ICRH, NBI and alpha fast ion pressure in DD and DT (b) NBI, ICRH and alpha electron power density heating in DD and DT (c)

## Conclusions

A modeling activity in support of the future JET-DT campaign has been started with the aim of highlighting the fundamental differences of plasmas composed by DT mixtures and also for guiding experimental campaigns towards maximizing fusion power. For that purpose, high beta domain has been chosen due to its low power degradation obtained in low gas conditions, something beneficial for maximizing the fusion power at high input power.

An optimum plasma operational point, in terms of electron density, has been found due to the good penetration of the NBI power at lower average density. However, enough central heating with ICRH should be guaranteed in order to overcome possible deviations from the expected density leading to a sudden drop of the NBI heating efficiency

The necessity of low density is also a consequence of the fact that a strong isotope effect is expected in plasmas where ExB flow shear stabilization is important and therefore the plasma torque should be maximized. The impact of ExB is double, in the core, where turbulence is almost suppressed in DT and next to the top pedestal where there is a clear improvement in

confinement. On the other hand, the pedestal shoulder could be unaffected as already shown in single isotope experiments from H to D in JT-60U.

Regarding alpha power effects, assuming that the whole JET heating power is available, the fusion power generated should have a noticeable impact on the fast ion fraction and pressure gradients. This will allow the analysis of Toroidal Alfvén Eigenmodes (TAE) stability and the impact on turbulence reduction. An important contribution to the electron heating is also observed from the simulations. This opens up the possibility of analyzing some key physics expected in ITER, such as the impact of alphas fast ion pressure and electron heating on tungsten impurity transport, already at JET.

These results are the initial step towards more complex simulations involving different ion particle transport for D and T, impurity transport, fast ions interplay with MHD or power exhaust. All these physical ingredients are essential in order to properly extrapolate present-day plasmas to DT and future work and priorities will be established in this direction.

**Acknowledgements.** This work has been carried out within the framework of the EUROfusion Consortium and has received funding from the Euratom research and training programme 2014-2018 under grant agreement No 633053. The views and opinions expressed herein do not necessarily reflect those of the European Commission

## References

- [1] J. Paméla et al., Fusion Engineering Design 87, 590 (2007).
- [2] C. Gormezano et al., Phys Rev Lett 80 5544 (1998).
- [3] R.V. Budny, J.G. Cordey et al., Nucl. Fusion 56 5 (2016).
- [4] AIP Conference Proceedings 1612, 77 (2014); doi: 10.1063/1.4894028
- [5] C.D. Challis et al., Nucl. Fusion 55 053031 (2015).
- [6] J. Garcia and G. Giruzzi Nucl. Fusion 53, 043023 (2013).
- [7] ITER Physics Basis, Nucl. Fusion 39, 2175 (1999).
- [8] J. Citrin et al., Phys. Rev. Lett. 111, 155001 (2013).
- [9] J. Garcia et al., Nucl. Fusion 55, 053007 (2015).
- [10] J. F. Artaud et al., Nucl. Fusion 50, 043001 (2010).
- [11] G.T.A. Huysmans et al., CP90 Conference on Comp.Physics, Word Scientific Publ. Co. 1991, p.371.
- [12] M. Schneider et al., Nucl. Fusion 51, 063019 (2011).
- [13] L.-G. Eriksson, T. Hellsten and U. Willén, Nucl. Fusion 33, 1037 (1993).
- [14] G. M. Staebler et al., Phys. Plasmas 12 102508 (2005).
- [15] J. G. Cordey Nucl. Fusion 43 670-674 (2003).
- [16] J. Garcia et al., Nucl. Fusion 54 093010 (2014).
- [17] H.-S. Bosch and G.M. Hale Nucl. Fusion 32 611 (1992).
- [18] R.J. Goldston et al., J. Comput. Phys. 43 61–78 (1981)
- [19] M.J. Mantsinen et al., 42nd EPS Conference on Plasma Physics, Lisbon, Portugal, 22nd-26th June 2015, <http://ocs.ciemat.es/EPS2015PAP/pdf/P2.171.pdf>
- [20] D. Gallart et al., 43rd EPS Conference on Plasma Physics, Leuven, Belgium , 4th-8th July 2016 P2.003
- [21] H. Urano et al., 24th Fusion Energy Conference, San Diego, USA, 8-13 October 2012
- [22] F. Romanelli, Phys. Fluids B 1, 1018 (1989).
- [23] J. Garcia et al., submitted to PRL.