

B. Baiocchi, J. Garcia, M. Beurkens, C. Bourdelle, F. Crisanti, C. Giroud,
J. Hobirk, F. Imbeaux, I. Nunes, EU-ITM ITER Scenario Modelling group
and JET EFDA contributors

Turbulent Transport Analysis of JET H-mode and Hybrid Plasmas using QuaLiKiz, TGLF and GLF23

Turbulent Transport Analysis of JET H-mode and Hybrid Plasmas using QuaLiKiz, TGLF and GLF23

B. Baiocchi¹, J. Garcia¹, M. Beurkens², C. Bourdelle¹, F. Crisanti³, C. Giroud²,
J. Hobirk⁴, F. Imbeaux¹, I. Nunes⁵, EU-ITM ITER Scenario Modelling group[†]
and JET EFDA contributors*

JET-EFDA, Culham Science Centre, OX14 3DB, Abingdon, UK

¹*CEA, IRFM, F-13108 St. Paul-lez-Durance, France*

²*EURATOM-CCFE Fusion Association, Culham Science Centre, OX14 3DB, Abingdon, OXON, UK*

³*Associazione Euratom/ENEA sulla Fusione, CP 65-00044 Frascati, Rome, Italy*

⁴*Max-Planck-Institut für Plasmaphysik, EURATOM Association, 85748 Garching, Germany*

⁵*IPFN, EURATOM-IST Associação, 1096 Lisbon, Portugal*

[†]*See annex of G. Falchetto et al, “The European Integrated Tokamak Modelling (ITM) Effort: Achievements and First Physics Results”,*

**See annex of F. Romanelli et al, “Overview of JET Results”,
(24th IAEA Fusion Energy Conference, San Diego, USA (2012)).*

Preprint of Paper to be submitted for publication in Proceedings of the
40th EPS Conference on Plasma Physics, Espoo, Finland.

1st July 2013 – 5th July 2013

“This document is intended for publication in the open literature. It is made available on the understanding that it may not be further circulated and extracts or references may not be published prior to publication of the original when applicable, or without the consent of the Publications Officer, EFDA, Culham Science Centre, Abingdon, Oxon, OX14 3DB, UK.”

“Enquiries about Copyright and reproduction should be addressed to the Publications Officer, EFDA, Culham Science Centre, Abingdon, Oxon, OX14 3DB, UK.”

The contents of this preprint and all other JET EFDA Preprints and Conference Papers are available to view online free at www.iop.org/Jet. This site has full search facilities and e-mail alert options. The diagrams contained within the PDFs on this site are hyperlinked from the year 1996 onwards.

INTRODUCTION

The construction of the future tokamaks as ITER or DEMO highly depends on the prediction capability of the performance of the main operation scenarios. For this purpose, the validation of the main models available for the plasma simulation is mandatory. QuaLiKiz [1] and TGLF [2] are two of the newest and more sophisticated quasi-linear transport models derived from first principles. QuaLiKiz is based on an electrostatic gyrokinetic eigenvalue code, in the s - α geometry. In the version here used QuaLiKiz does not take plasma rotation effects into account. TGLF is a gyro-Landau fluid model. It contains two models for the ExB rotation shear: the quench rule and the spectral shift model [3]. It can run using s - α or Miller geometry. Both models take into account passing and trapped particles. These models contain many physics effects, and are fast enough to be inserted in integrated modeling codes (QuaLiKiz is however slower than TGLF and it is parallelized). They then can play a fundamental role in understanding and predicting the transport of plasma particle and heat in present and future machines. QuaLiKiz and TGLF have been first compared in their stand-alone versions. They show good agreement. Then they are used coupled in the CRONOS suite of codes [4] to study heat transport in H-mode and hybrid plasmas of JET. The aim is to validate the models with the experimental data, to compare the results with the well known and faster even more approximated transport model GLF23 [5] and to investigate the possible physical reasons of the resulting discrepancies.

1. H-MODE ANALYSIS

The carbon wall JET H-mode Pulse No's: 73344 (standard) and 73342 (high density, $n_0 = 12 \times 10^{19} \text{ m}^{-3}$) are simulated. The temperatures and the current diffusion are modelled, the other quantities are taken from the experimental data. The temperature pedestal is taken fixed, according to the experimental measurements. A good agreement among the transport models and the experimental data is obtained in the core region, as we can see in fig. 1 where the resulting ion and electron temperature profiles together with the q and the n_e profiles are shown for the Pulse No: 73344. Looking at the spectra of the growth rates obtained from the experimental profiles through the stand-alone version of QuaLiKiz and TGLF (as it is shown in fig. 2 for Pulse No: 73344), we find that both transport models predict the dominance of the ITG instabilities. In addition the two models give an ITG threshold clearly under the experimental R/L_{Ti} values of these discharges, as expected for typical JET H-modes that are usually in ITG dominated regime.

2. HYBRID MODELING

The same modelling is carried out for the JET hybrid Pulse No: 75225 [6], characterized by low triangularity ($\delta = 0.23$), low density ($n_0 = 5 \times 10^{19} \text{ m}^{-3}$) and high rotation ($v_{\text{tor}} = 10^5 \text{ rad/s}$). As shown in Fig.3 there is much less agreement among the transport models and the experimental T profiles.

From the study of the instabilities growth rates spectrum shown in Fig.4 and looking at the frequencies of the modes QuaLiKiz predicts an ITG dominated turbulence. TGLF shows also the

existence of modes drifting in the electron direction, TEM dominated, in the outer radial part of the plasma (for $\rho > 0.7$). They are also present in the plasma region with magnetic shear = 0, where QuaLiKiz is completely stable. This is consistent with the fact that, outside $\rho = 0.4$, TGLF and QuaLiKiz give similar R/L_{Ti} threshold, while for $\rho < 0.4$ QuaLiKiz threshold becomes larger than experimental R/L_{Ti} (Fig. 4c). The difference of the behavior of the two models in the inner part of the plasma could be due to the fact that the experimental R/L_{Ti} is closer to the threshold in this region, and it will be further investigated. Since TGLF is used with Miller geometry and with $E \times B$ shear effect, and QuaLiKiz does not include yet these effects, the impact of the equilibrium and the $E \times B$ shear is studied in TGLF in comparison with GLF23, which is in $s-\alpha$ geometry and includes the $E \times B$ shear factor.

In Fig.5 the study of the $E \times B$ shear effect is shown for the Pulse No: 75225. From the agreement between GLF23 and TGLF without the rotation shear effect outside $\rho = 0.3$ (inside it the difference can be due to the different treatment of the TEM in the two models) it is clear that the effect of the rotation shear as predicted by GLF23 (α_e is = 1.35) is largely overestimated, according to [7]. Since we found no difference between two simulations of TGLF with Miller and $s-\alpha$ geometry, the impact of the equilibrium is weak in this low δ plasma. The two models of the $E \times B$ shear included in TGLF give a relevant and similar influence on the ion temperature, as expected for this discharge, characterized by low density and high rotation. For the hybrids modelled in this work it has been necessary to use assumed heat transport coefficients near the axis because of the too small transport predicted by TGLF in the cases with the effect of the rotational shear. However, even taking into account this factor, TGLF with the $E \times B$ shear effect does not seem enough to reproduce correctly the central part of the profile. QuaLiKiz, which does not include the effect of the $E \times B$ shear yet, is in agreement with GLF23 and TGLF without the shear effect outside $\rho = 0.4$. Therefore the discrepancy between the critical T gradients for $\rho < 0.4$ are not due to different equilibrium or to the $E \times B$ shear effect. The reason for the discrepancy will be further investigated in the future.

The high δ hybrid Pulse No: 77922 [8] is now studied. In this high triangularity case ($\delta = 0.38$), a major effect of the geometry is expected. The temperatures obtained by the models for this shot are shown in Fig.6. The stand alone turbulence analysis carried out by TGLF gives a growth rate spectrum similar to the previous shot, with a more important presence of TEM even for $k_{\theta} \rho_s \leq 0.5$, that seem to dominate in the plasma outside $\rho = 0.5$. QuaLiKiz predicts the presence of ITG dominated modes both in the outer and in the central part of the plasma. Studying the effect of the $E \times B$ shear we find that it is always overestimated by GLF23, instead is nearly negligible for both the two models of TGLF, as expected for a high density discharge as the Pulse No: 77922. On the other hand the effect of the geometry is significant, as it is shown in fig. 7.

CONCLUSIONS

From this first study we can conclude that QuaLiKiz and TGLF well describe the heat transport of the ITG dominated JET H-modes, for which the geometry and the $E \times B$ shear effect do not seem to play

a large role. For JET hybrids TGLF gives T profiles closer to the experimental data than QuaLiKiz, and the inclusion of the ExB shear effect and of the Miller geometry possible in TGLF contribute to give better results. Note that these two effects are not included in QuaLiKiz yet, they will be added soon. We foresee to go ahead and deeper in the analysis of hybrid discharges to analyze the effect of the parameters studied here and to use a more complete gyrokinetic code such as GENE for the stand alone comparison, in order to understand the physical reason for the TGLF and QuaLiKiz differences when not due to the geometry and to the E×B shear effects. In fact there are many factors that play an important role in hybrid plasmas. The magnetic shear is known to be a candidate to explain the confinement improvement, and seems to influence directly the ITG thresholds [9]. Very recent studies [10] have shown the importance that fast ions can have in discharges as the Pulse No: 75225. A very preliminary and qualitative study using TGLF and including the effect of fast ions on the heat transport has shown that they can play a relevant role particularly in the region inside $\rho = 0.4$, exactly where TGLF seems to fail in reproducing the experimental data.

ACKNOWLEDGMENTS

This work was supported by EURATOM and carried out within the framework of the European Fusion Development Agreement. The views and opinions expressed herein do not necessarily reflect those of the European Commission.

REFERENCES

- [1]. C. Bourdelle et al 2007 Physics of Plasmas **14** 112501
- [2]. G. M. Staebler et al 2005 Physics of Plasmas **12** 102508
- [3]. G. M. Staebler et al 2012 Physical Review Letters **110** 055003
- [4]. J. F. Artaud et al 2010 Nuclear Fusion **50** 043001
- [5]. R. E. Waltz et al 1997 Physics of Plasmas **4** 2482
- [6]. J. Hobirk, F. Imbeaux et al 2012 Plasma Physics and Controlled Fusion **54** 095001.
- [7]. I. Voitsekhovitch et al 2012 39th EPS (Stokholm, Sweden, 2-6 July 2011) <http://ocs.ciemat.es/EPSICPP2012PAP/pdf/P4.066.pdf>
- [8]. E. Joffrin et al 2010 in Fus. Energy (Proc. 23rd Int. Conf. Daejeon, 2010) (Vienna: IAEA) CD-ROM file EX/1-1.
- [9]. J. Citrin et al 2012 Plasma Physics and Controlled Fusion **54** 065008
- [10]. J. Garcia et al “Role of fast ions in hybrid scenarios” ITPA-IOS Meeting, 2013 April

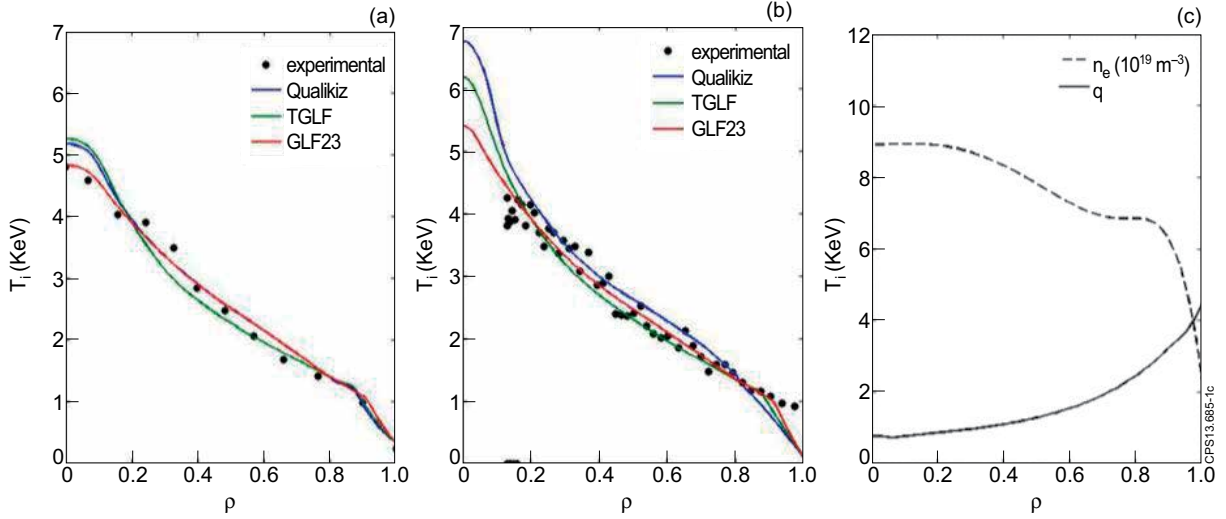


Figure 1: Ion (a), electron (b), n_e and q (c) profiles of the JET H-mode Pulse No: 73344 at 8.8s. The n_e profile is taken from the data, the q profile is evolving. No sawtooth model has been utilized in the simulations.

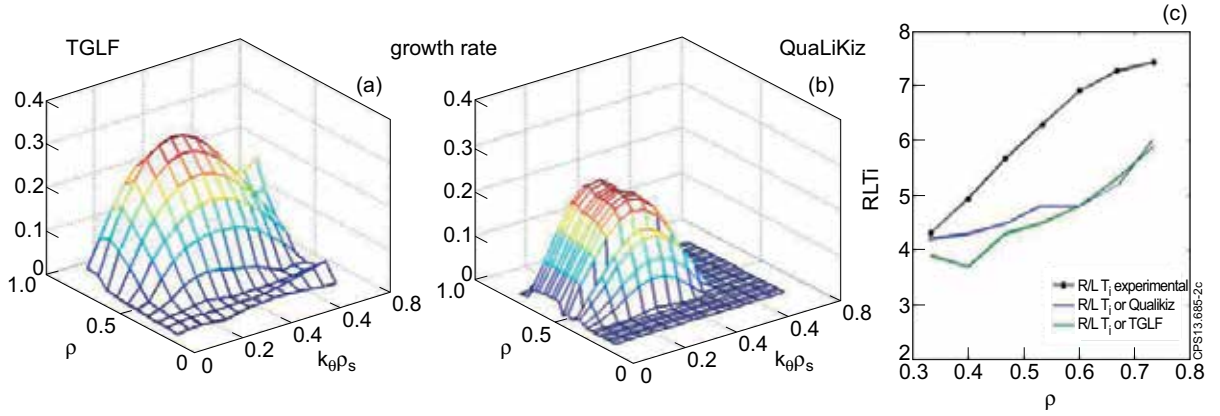


Figure 2: TGLF (a) and QuaLiKiz (b) growth rates of the JET H-mode Pulse No: 73344 at 8.8s as functions of the radial coordinate and $k_\perp \rho_s$. (c) ITG thresholds from TGLF and QuaLiKiz versus experimental R/L_{T_i} .

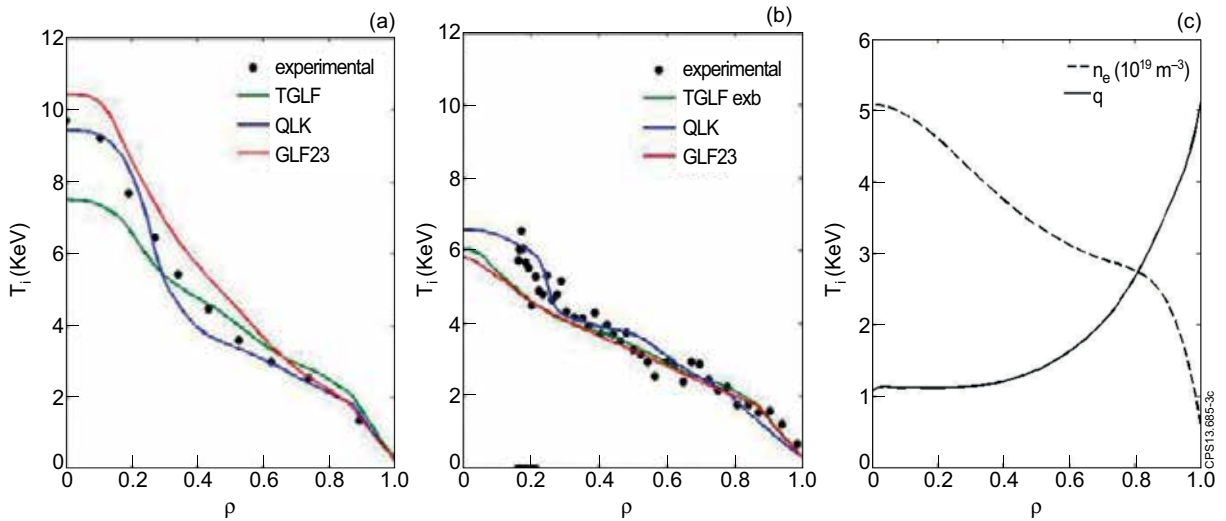


Figure 3: Ion (a), electron (b), n_e and q (c) profiles of the JET hybrid Pulse No: 75225 at 6s. The n_e profile is taken from the data, the q profile is evolving.

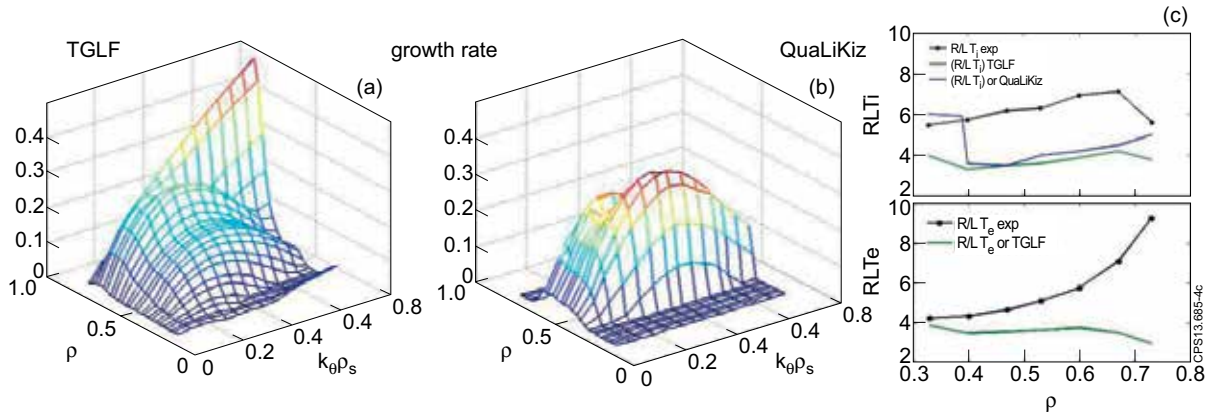


Figure 4: TGLF (a) and QuaLiKiz (b) maxima growth rates of the JET hybrid Pulse No: 75225 at 6 s as functions of the radial coordinate and $k_\theta \rho_s$. (c) ITG thresholds vs experimental R/L_{Ti} . (d) TEM threshold of TGLF versus experimental R/L_{Te} .

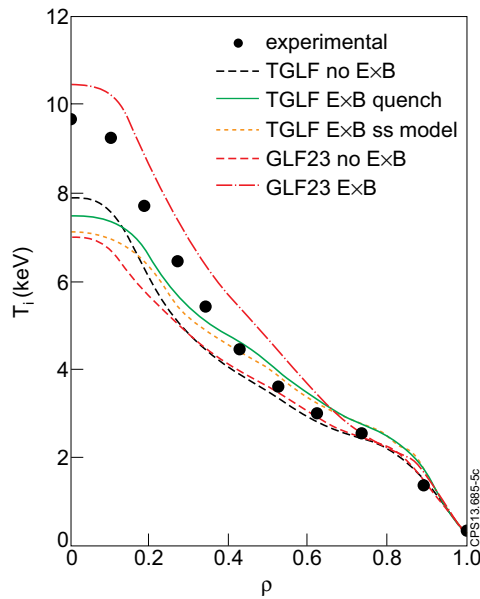


Figure 5: TGLF (green) and GLF23 (red) ion T of the hybrid JET Pulse No: 75225 at 6s with and without the E×B shear effect compared with experimental data.

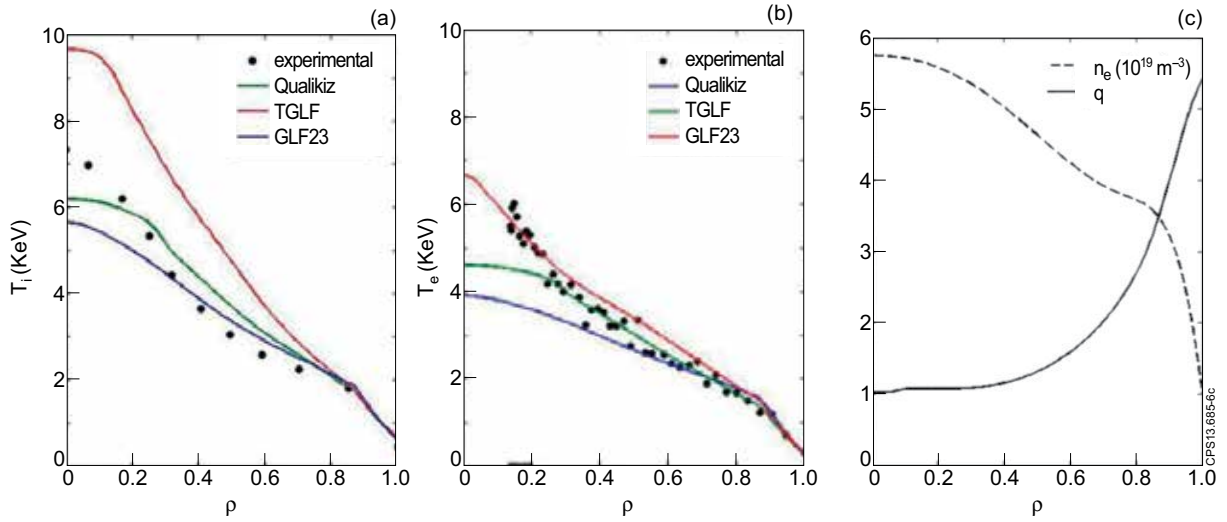


Figure 6: Ion (a), electron (b), n_e and q (c) profiles of the JET hybrid Pulse No: 77922 at 7s. The n_e profile is taken from the data, the q profile is evolving.

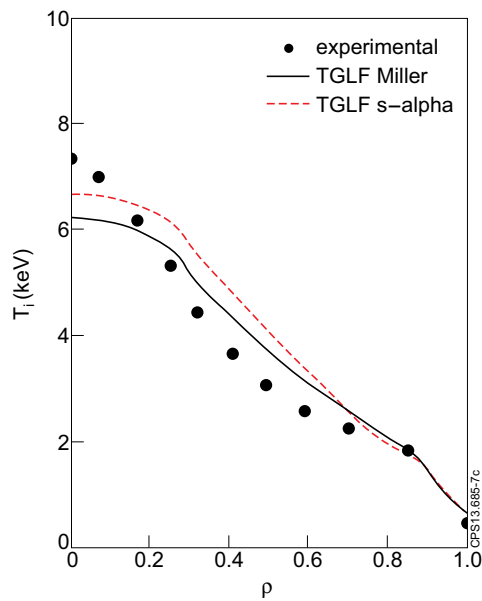


Figure 7: Ion T profile of the JET hybrid Pulse No: 77922 at 7s as obtained by TGLF with Miller (solid line) and with $s-\alpha$ (dashed line) geometry