

J. Bucalossi, R. Neu, E. Joffrin, P. Lomas, I. Nunes, F. Rimini, M. Beurskens, L. Frassinetti, M. Baruzzo, C. Bourdelle, C. Challis, J.W. Coenen, P. de Vries, R. Dux, C. Giroud, G. Giruzzi, G. Maddison, M. Mayoral, P. Monier-Garbet, O. Meyer, T. Pütterich, M. Sertoli, G. Sips and JET EFDA contributors

Characterization of the ELMy H-Mode Regime with the ITER-Like Wall in JET

“This document is intended for publication in the open literature. It is made available on the understanding that it may not be further circulated and extracts or references may not be published prior to publication of the original when applicable, or without the consent of the Publications Officer, EFDA, Culham Science Centre, Abingdon, Oxon, OX14 3DB, UK.”

“Enquiries about Copyright and reproduction should be addressed to the Publications Officer, EFDA, Culham Science Centre, Abingdon, Oxon, OX14 3DB, UK.”

The contents of this preprint and all other JET EFDA Preprints and Conference Papers are available to view online free at www.iop.org/Jet. This site has full search facilities and e-mail alert options. The diagrams contained within the PDFs on this site are hyperlinked from the year 1996 onwards.

Characterization of the ELMy H-Mode Regime with the ITER-Like Wall in JET

J. Bucalossi¹, R. Neu², E. Joffrin¹, P. Lomas³, I. Nunes⁴, F. Rimini³, M. Beurskens³,
L. Frassinetti⁵, M. Baruzzo⁶, C. Bourdelle¹, C. Challis³, J.W. Coenen⁷, P. de Vries⁸,
R. Dux², C. Giroud³, G. Giruzzi¹, G. Maddison³, M. Mayoral³, P. Monier-Garbet¹,
O. Meyer¹, T. Pütterich², M. Sertoli², G. Sips⁴ and JET EFDA contributors*

JET-EFDA, Culham Science Centre, OX14 3DB, Abingdon, UK

¹*CEA, IRFM, F-13108 Saint-Paul-lez-Durance, France*

²*Max-Planck-Institut für Plasmaphysik, EURATOM Association, Garching, Germany*

³*EURATOM-CCFE Fusion Association, Culham Science Centre, OX14 3DB, Abingdon, OXON, UK*

⁴*JET-EFDA-CSU, Culham science site, OX143DB ABINGDON Oxon, UK*

⁵*Division of Fusion Plasma Physics, Association EURATOM-VR, KTH, Stockholm, Sweden*

⁶*ENEA, Associazione EURATOM-ENEA sulla Fusione, C.R. Frascati, Frascati, Italy*

⁷*IEK, Forschungszentrum Jülich, Association EURATOM-FZJ, Jülich, Germany*

⁸*FOM institute DIFFER, Association EURATOM-FOM, Nieuwegein, Netherlands*

* See annex of F. Romanelli et al, "Overview of JET Results",
(23rd IAEA Fusion Energy Conference, Daejeon, Republic of Korea (2010)).

Preprint of Paper to be submitted for publication in Proceedings of the
39th European Physical Society Conference on Plasma Physics, Stockholm, Sweden
2nd July 2012 - 6th July 2012

1. INTRODUCTION

The installation of a full tungsten divertor and a beryllium first wall in JET, the so-called ITER-Like Wall (ILW) [1], provides a unique opportunity to study the influence of the wall materials on the ELMy H-mode regime, the foreseen reference scenario for ITER.

With the new ILW, the H-mode regime has been readily achieved with low shape ($\delta \sim 0.25$) and high shape ($\delta \sim 0.4$) with a small amount of additional heating power [2], either from neutral beams or ICRH systems (less than 2MW). During the initial development phase, metallic impurity events have been observed but in the course of the further operation their frequency strongly decreased, hinting to a conditioning effect of the plasma wetted surfaces. An example of an ELMy H-mode discharge obtained in JET with the ILW is given in the Figure 1. 10.5MW of NBI power was applied in a 2.0MA/2.1T plasma. The configuration is a low triangularity ($\delta \sim 0.25$) with the inner strike point lying on the vertical target (coated tile) and the outer strike point on the horizontal target (bulk tungsten tile). A significant amount of deuterium had to be puffed ($\sim 10^{22}$ D/s) continuously in the divertor during the main heating phase to achieve stable conditions with respect to W accumulation and central radiation as already shown in ASDEX Upgrade [3]. Regular type I ELMs are still observed on the BeII line emission and on the line integrated density at a frequency of about 12Hz. The ELM signature in the radiated power and the D_α emission is strongly reduced compared to the carbon wall, suggesting a different deuterium and impurity release from the plasma facing components under the transient heat flux.

The central electron temperature and the line integrated density reach equilibrium at 51s while the Z_{eff} is about 1.5. The confinement improvement factor achieved in this discharge is close to $H_{98y2} \sim 0.9$.

2. COMPATIBILITY WITH THE TUNGSTEN DIVERTOR

One of the main objectives of the ILW project is to study the compatibility of the tungsten divertor with the plasma scenarios foreseen for ITER. The reduction of the operational domain was faced in the first H-mode experiments when the available power was close to the L-H threshold. Long ELM free phases are producing strong increase of the bulk radiation and the impurity content (W and Ni), eventually leading to a back transition to L-mode as the power across the separatrix P_{sep} decreases as illustrated in the Figure 2. An ELM is observed at the back transition (pedestal collapse) and in the consecutive L-mode phase the core radiation decays rapidly indicating that the impurities are purged from the main plasma. Once the P_{sep} re-increases above the L-H threshold value, the plasma goes back to H-mode. It has to be noted that if the additional power is maintained, no disruption occurs while switching off the NBI power in such a case could lead to disruption. The increase of the NBI power combined with strong deuterium gas puffing rate (above 10^{22} D/s) opens up the operating space by increasing the ELM frequency and therefore flushing out tungsten. While the increase of NBI power enhances the tungsten source and the gas puffing tends to decrease it, it was found that the minimum gas puffing rate decreases with the injected power, as shown in the Figure

3. This points out the key role of the impurity transport. In terms of minimum ELM frequency a lower limit of 10 Hz was found in all scenarios with an H-mode edge performed so far with the ILW. JET with the ILW and ASDEX Upgrade with the its tungsten wall showed a very similar behaviour, however in AUG the main tungsten source has been identified to be the main chamber while in JET, a priori, the tungsten source comes from the divertor. Another significant difference is the routine use of central heating by ECRH in AUG which extends significantly its operational domain [3].

3. COMPARISON WITH THE CARBON WALL

The comparison of well-matched pairs of discharges with carbon wall and ILW shows a degradation of the stored energy in particular for the high triangularity cases. This lower confinement is attributed to a cooler pedestal temperature. By comparing two high δ pulses at 2.5MA with the same power at the separatrix and the same density at the top of the pedestal (C-59354, ILW-82537), the ILW showed a reduction of the pedestal electron temperature by 30% (from $\sim 1\text{keV}$ down to $\sim 700\text{eV}$) while the profiles inside the pedestal show the same stiffness. This is an extreme example but a trend emerges and is illustrated in the Figure 4 [4], where the temperature at the pedestal top ($T_{e\text{-ped}}$) normalised to the plasma current (I_p) is plotted versus the density at the pedestal top ($n_{e\text{-ped}}$) normalised to the Greenwald density (n_{gw}).

The change in the wall composition is most likely at the origin of this difference. A change in the radiation pattern is obvious as showed in the Figure 5 with a strong reduction of the radiated power in the divertor region with the ILW (from 6 MW to 2 MW in the given example) leading to higher conducted parallel power and thus different boundary conditions for the pedestal. On the other hand, the bulk radiated power is comparable in the pairs of discharges (~ 3 MW in the given example).

The neutral recycling is also substantially altered with the ILW as Be and C have not the same affinity with deuterium. A higher inter-ELM recycling is observed with the ILW, typically increased by a factor 2 for similar deuterium puffing rate and NBI power conditions while the intra-ELM is strongly reduced. It has to be noted that the deuterium gas puffing rate is still an order of magnitude below the recycling neutral flux but its impact on the confinement seems much stronger. Finally, the Z_{eff} is substantially lower with the ILW and a reduction from typically ~ 2 to ~ 1.4 is observed. This could play a role in the edge transport barrier and pedestal stability, which would be consistent with first nitrogen seeding experiments with the ILW [4] and AUG results [3].

CONCLUSIONS

Although the constraint on the operational domain with the tungsten divertor was foreseen, the impact of the ITER-Like Wall on the confinement and on the pedestal was not expected. The confinement factor achieved in these discharges, as shown in the Figure 6, is in the range $H_{98y2} \sim 0.7-0.9$, globally lower than what was achieved with the CFC walls in the same range of external settings ($H_{98y2} \sim 0.9-1.1$). The access to high confinement at low puffing rate is not accessible any more because of

the need for the control of W . In addition, the high triangularity scenario exhibits confinement degradation with gas puffing which was not observed with the carbon wall in JET at 2.5MA [5]. These first set of discharges provide new insights on the H-mode and pedestal physics pointing out the possible effect of plasma composition (lower Z_{eff} and different divertor radiation pattern with the ILW) and deuterium recycling (Be versus C first wall). Nevertheless, a few good confinement discharges (H_{98y2} close to 1) have been obtained for the baseline 2.5MA H-mode plasmas at high power and optimised gas fuelling in both high and low triangularity configurations (see Figure 6). These results constitute a first step in the demonstration of the compatibility of the foreseen ITER scenarios at higher heating power and larger plasma currents with the ILW.

ACKNOWLEDGMENTS

This work was supported by EURATOM and carried out within the framework of the European Fusion Development Agreement Tasks. The views and opinions expressed herein do not necessarily reflect those of the European Commission.

REFERENCES

- [1]. G. Matthews et al, review talk 20th Conf. on PSI, Aachen, May, 21-25, 2012, sub to Journal of Nuclear Materials.
- [2]. C. Maggi et al, this Conference
- [3]. R. Neu et al, invited talk 20th Conf. on PSI, Aachen, May, 21-25, 2012, sub to Journal of Nuclear Materials
- [4]. L. Frassinetti et al, this Conference
- [5]. G. Saibene et al, Plasma Physics and Controlled Fusion **44** (2002) 1769–1799.

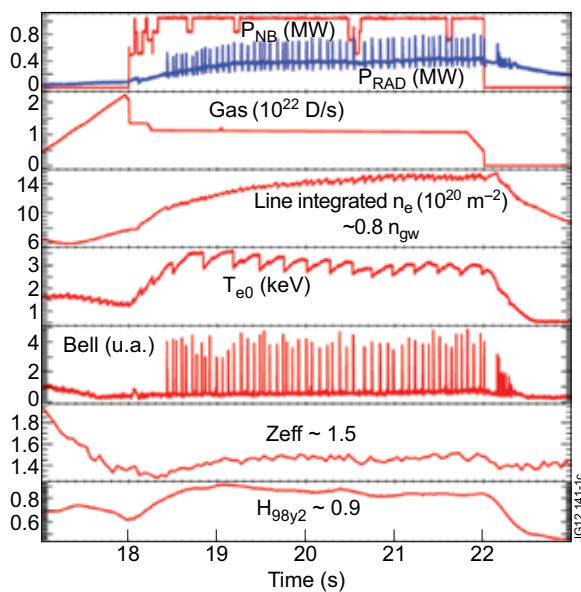


Figure 1: Typical ELMy H-mode discharge in JET with the ITER-like wall (Pulse No: 82122, 2MA/2.1T, $\delta \sim 0.25$).

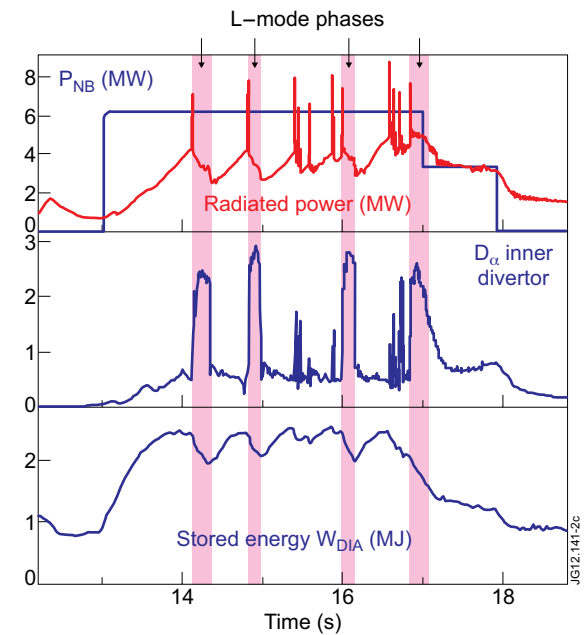


Figure 2: ELM free phases leading tungsten accumulation and H-L back transition (Pulse No: 81914).

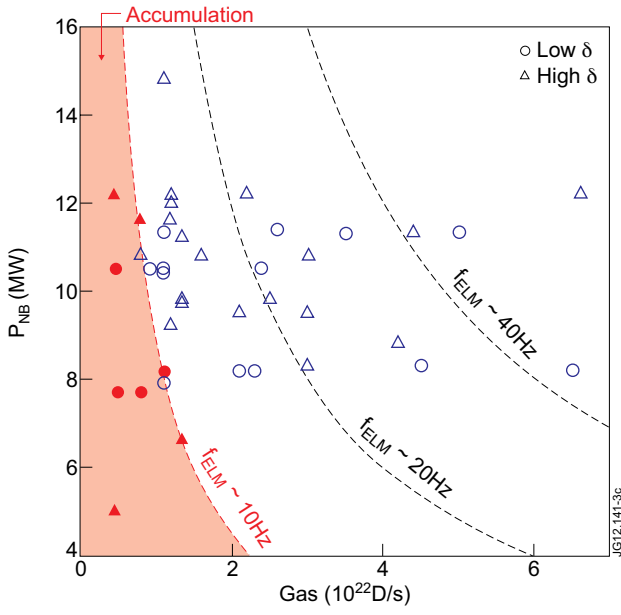


Figure 3: ILW operating space in the P_{NB} versus deuterium gas puffing rate at 2.0MA/2.1-2.2T.

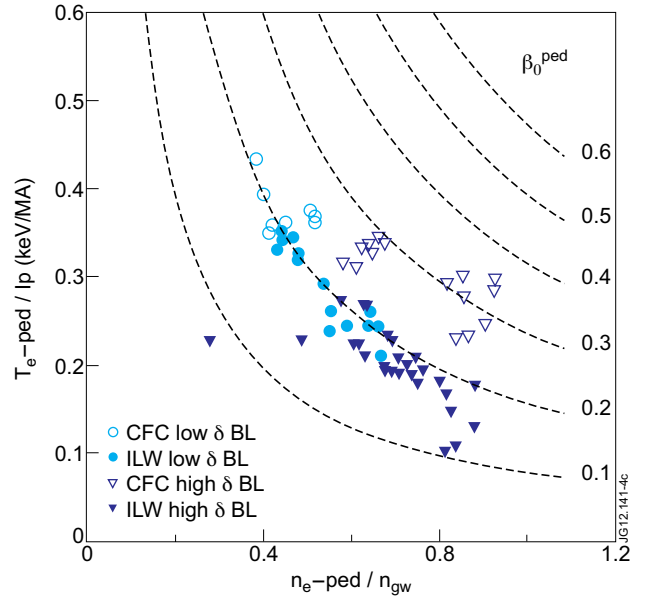


Figure 4: $\{T_{e-ped}/I_p, n_{e-ped}/n_{gw}\}$ diagram comparing C wall and ILW at 2.5MA/2.7T.

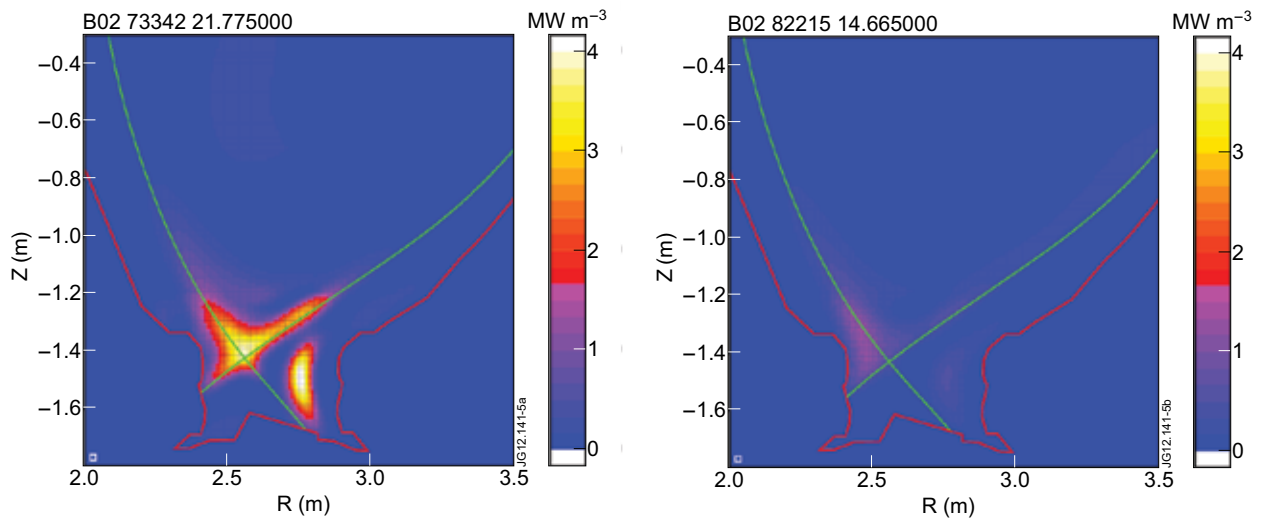


Figure 5: tomographic reconstruction (inter-ELM $\Delta t = 30ms$) of the divertor radiation for the C wall (left, Pulse No: 73342) and ILW wall (right, Pulse No: 82215) for a matched pair of pulses with similar magnetic configuration (2.5MA/2.7T), NBI power (14MW) and deuterium gas fuelling rate (2×10^{22} D/s)

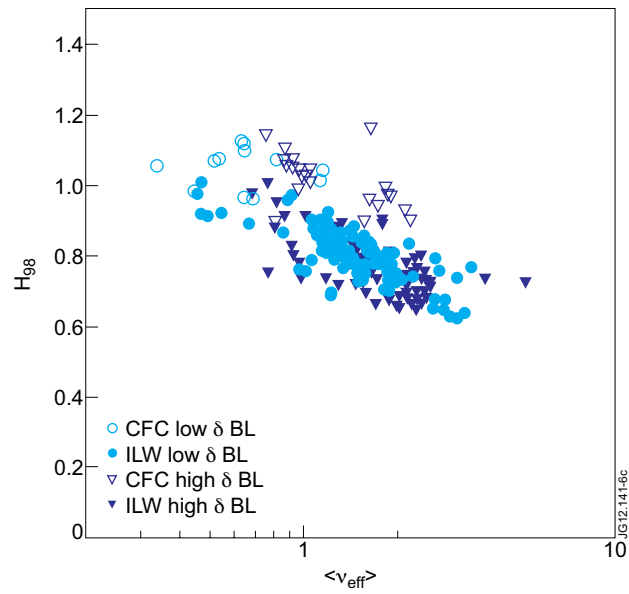


Figure 6: Summary of the achieved H-modes in JET with the ILW so far with $1.0 < I_p < 2.5 \text{ MA}$ and $P_{NB} < 24 \text{ MW}$, showing the H-factor (H_{98}) and the effective collisionality $\langle v_{eff} \rangle$