

V. Petrzilka, M. Goniche, V. Fuchs, F. Clairet, G. Corrigan, P. Belo, J. Ongena
and JET EFDA contributors

On SOL Variations as a Function of LH Power

“This document is intended for publication in the open literature. It is made available on the understanding that it may not be further circulated and extracts or references may not be published prior to publication of the original when applicable, or without the consent of the Publications Officer, EFDA, Culham Science Centre, Abingdon, Oxon, OX14 3DB, UK.”

“Enquiries about Copyright and reproduction should be addressed to the Publications Officer, EFDA, Culham Science Centre, Abingdon, Oxon, OX14 3DB, UK.”

On SOL Variations as a Function of LH Power

V. Petrzilka¹, M. Goniche², V. Fuchs¹, F. Clairet², G. Corrigan³,
P. Belo⁴, J. Ongena⁵ and JET EFDA contributors*

JET-EFDA, Culham Science Centre, OX14 3DB, Abingdon, UK

¹*Association EURATOM-IPP.CR, Za Slovankou 3, 182 21 Praha 8, Czech Republic*

²*Association EURATOM-CEA-Cadarache, DRFC, 13108 Saint Paul-lez-Durance, France*

³*Association EURATOM-UKAEA, Culham Science Centre, Abingdon, OXON OX14 3DB, UK*

⁴*Association Euratom-IST, Centro de Fusao Nuclear, Lisboa, Portugal*

⁵*Plasma Physics Laboratory, RMA, Association EURATOM – Belgian State, Brussels*

** See annex of M.L. Watkins et al, "Overview of JET Results",
(Proc. 21st IAEA Fusion Energy Conference, Chengdu, China (2006)).*

Preprint of Paper to be submitted for publication in Proceedings of the
35th EPS Conference on Plasma Physics, Hersonissos, Crete, Greece
(9th June 2008 - 13th June 2008)

Numerical modeling is presented of the JET Scrape-off-Layer (SOL) time evolution with the fluid code EDGE2D. The code includes direct SOL ionization by the LH wave [1] and effects of near LH grill limiters [2]. In [1] and [2], a stationary state was modeled. In contrast, the original contribution here is that we also explore for the first time the SOL time evolution when switching on/off the LH and near grill gas puff. Our interest in this problem was originally motivated by recent Tore Supra measurements. Shorter (less than about 10ms) and longer (about 50ms) characteristic times for the SOL plasma density evolution in locations magnetically connected and not-connected to the LH launcher are measured by frequency swept reflectometry on Tore Supra during LH power modulation. We realized that similar effects can be present also on JET. On Fig.1 and 2, we can see the plasma density changes at the JET OMP (Outer mid-plane) and at the RCP (Reciprocating probe) locations at switching on the LH field. The grill mouth is assumed to be at 8 centimeters from the separatrix, 1cm retracted behind the limiters.

The SOL parasitic absorption takes place near the grill mouth [1,2], between 5 and 8 centimeters from the separatrix. At switching on/off the LH field or the gas puff, the plasma density reaches equilibrium after 50 -100ms. More far from the separatrix, the equilibrium is reached more quickly (in about 10ms) than more near to the separatrix. Similar temporal behavior is exhibited also by the H_{α} radiation intensity, Fig.3. The density rises at LH switching on at a constant gas puff because of the direct LH ionization in the SOL. On Fig.4, there is illustrated the temporal behavior of the plasma density at switching on the gas puff, when the LH is on. Then, at switching off the LH/or gas puff at constant gas puff/or LH power, the plasma density is decreasing to its previous values, again more quickly far from the separatrix, where the parasitic LH absorption and corresponding direct LH SOL ionization are taking place. The plasma flows and their temporal behavior can be seen on Fig.5. The flow velocity is rather low in the region denoted by the blue arrow in Fig.5, what can perhaps explain the relative slower relaxation times in some parts of the SOL.

CONCLUSIONS

More far from the separatrix, where the LH parasitic dissipation and corresponding local SOL heating takes place, the computed plasma density increases with time at the onset of the local LH wave ionization with a short characteristic time of less than about 10 ms. Closer to the separatrix, the plasma density approaches the new equilibrium with a several times longer characteristic times. Naturally, the SOL plasma variations at LH switching on/off are larger with a larger near grill gas puff and also with larger variations of the LH power (not shown on the figures). Evolution of the SOL neutral particles density and of other SOL parameters was also explored. The results are relevant to JET LH coupling and modulated LH power experiments, and corresponding measurements of SOL temporal variations are being prepared. It may be important to take into account the computed JET SOL relaxation times in evaluation of LH coupling, LH driven currents and other parameters.

ACKNOWLEDGEMENTS

This work, supported by the European Communities under the contract of Association between EURATOM/IPP.CR Prague, was carried out within the framework of the European Fusion Development Agreement. The views and opinions expressed herein do not necessarily reflect those of the European Commission. V. Petrzilka acknowledges partial support by the Czech Grant GACR 202/07/0044 and by MSMT CR Grant# LA08048. Advice of J. Spence concerning EDGE2D is also gratefully acknowledged.

REFERENCES

- [1]. V. Petrzilka et al., 33rd EPS Rome 2006 Conference, paper P-1.067.
- [2]. V. Petrzilka et al., 34th EPS Warsaw 2007 Conference, paper P-4.100.

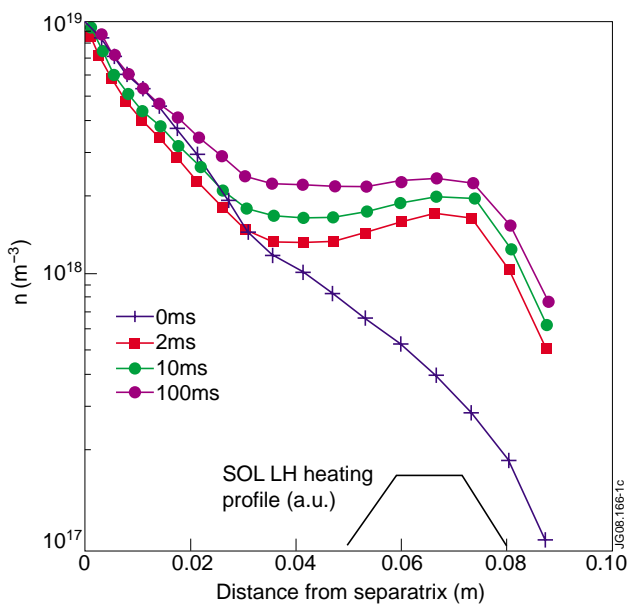


Figure 1: OMP plasma density at switching on the LH field – 50 kW dissipated in front of the grill, gas puff 10^{22} el/m^3 .

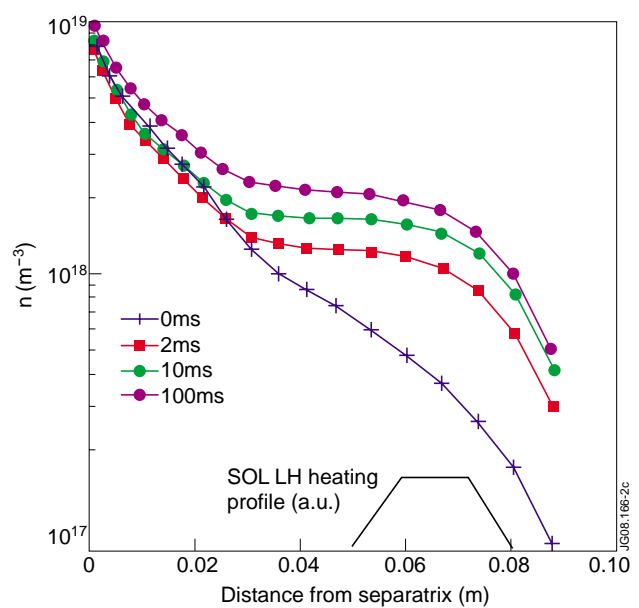


Figure 2: RCP location plasma density at switching on the LH field – 50 kW dissipated in front of the grill, gas puff 10^{22} el/m^3 .

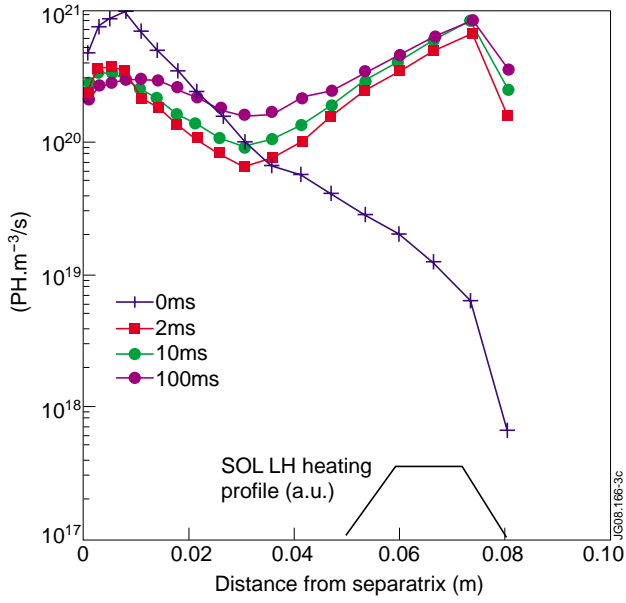


Figure 3: OMP Ha radiation density at switching on the LH field – 50kW dissipated in front of the grill, gas puff 10^{22} el/m³.

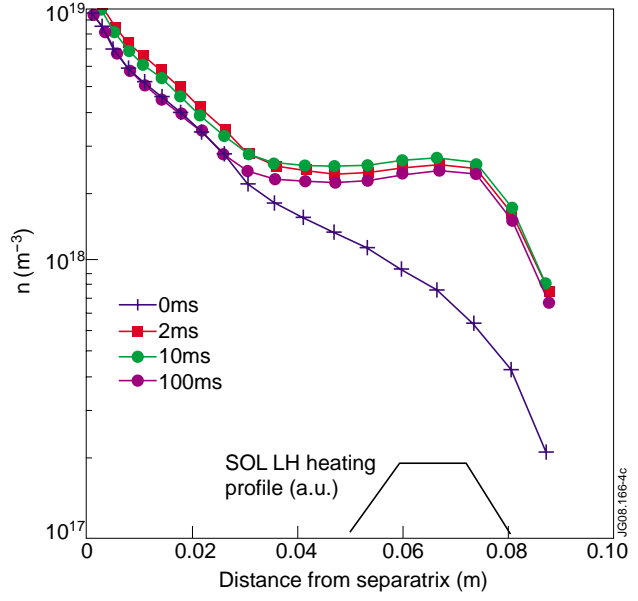


Figure 4: OMP plasma density at switching on the gas puff 10^{22} el/m³; LH field – 50kW dissipated in front of the grill.

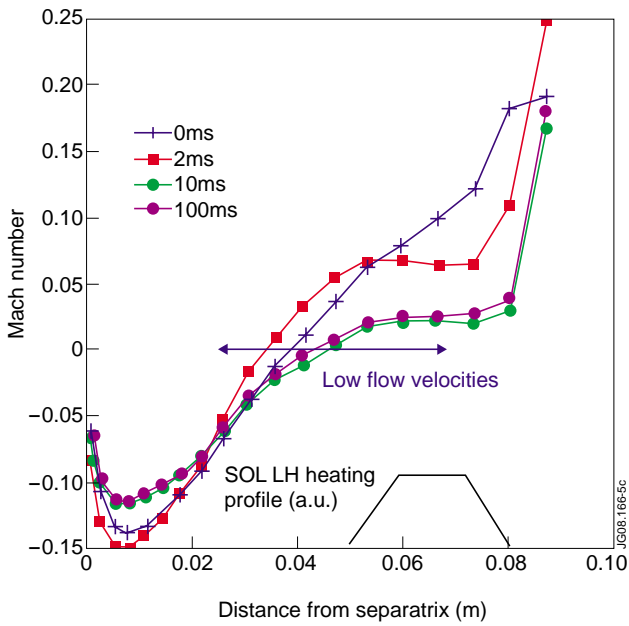


Figure 5: Flow Mach number variations at switching on the gas puff 110^{22} el/m³; LH field – 50kW dissipated in front of the grill.