

---

EFDA–JET–CP(04)03-58

B. Weyssow, D. Pilipenko, I. Pavlenko, P. Dumortier, D. Van Eester, M. F. F. Nave,  
J. Brzozowski, R. Felton, L. Zabeo, G. Maddison, S. Hacquin, M. Mantsinen,  
J.-M. Noterdaeme and JET EFDA Contributors

# RF Induced Impurity Transport in the Mode Conversion Regime in a H-D plasma at JET



# RF Induced Impurity Transport in the Mode Conversion Regime in a H-D plasma at JET

B. Weysow<sup>1</sup>, D. Pilipenko<sup>1</sup>, I. Pavlenko<sup>1</sup>, P. Dumortier<sup>2</sup>, D. Van Eester<sup>2</sup>,  
M. F. F. Nave<sup>3</sup>, J. Brzozowski<sup>4</sup>, R. Felton<sup>5</sup>, L. Zabeo<sup>6</sup>, G. Maddison<sup>2</sup>, S. Hacquin<sup>3</sup>,  
M. Mantsinen<sup>7</sup>, J.-M. Noterdaeme<sup>8,9</sup> and JET EFDA Contributors\*

<sup>1</sup>*PTM-ULB, Assoc. EURATOM-Belgian State, ULB, Brussels, Belgium*

<sup>2</sup>*LPP-ERM/KMS, Association EURATOM-Belgian State, Brussels, Belgium*

<sup>3</sup>*EURATOM/IST Fusion Association, Centro de Fusão Nuclear, Av. Rovisco Pais 1049-001 Lisbon Portugal*

<sup>4</sup>*Association EURATOM-VR, Stockholm, Sweden*

<sup>5</sup>*EURATOM/UKAEA Fusion Association, Culham Science Centre, Abingdon, Oxon, OX14 3DB, UK*

<sup>6</sup>*Associazione EURATOM ENEA sulla Fusione, Frascati, Roma, Italy*

<sup>7</sup>*Helsinki University of Technology, Euratom-Tekes Association, Finland*

<sup>8</sup>*Max-Planck IPP-EURATOM Association, Garching, Germany*

<sup>9</sup>*Ghent University, EESA Department, Ghent, Belgium*

\* See annex of J. Pamela et al, "Overview of Recent JET Results and Future Perspectives",  
*Fusion Energy 2002 (Proc. 19<sup>th</sup> IAEA Fusion Energy Conference, Lyon (2002)).*

Preprint of Paper to be submitted for publication in Proceedings of the  
31st EPS Conference,  
(London, UK. 28th June - 2nd July 2004)

“This document is intended for publication in the open literature. It is made available on the understanding that it may not be further circulated and extracts or references may not be published prior to publication of the original when applicable, or without the consent of the Publications Officer, EFDA, Culham Science Centre, Abingdon, Oxon, OX14 3DB, UK.”

“Enquiries about Copyright and reproduction should be addressed to the Publications Officer, EFDA, Culham Science Centre, Abingdon, Oxon, OX14 3DB, UK.”

## ABSTRACT.

One of the difficulties of Radiative Improved mode (RI) plasmas and of some of Internal Transport Barrier (ITB) plasmas is the impurity accumulation. We report here on a first attempt at JET to selectively heat and pump-out seeded  $\text{Ar}^{16+}$  in a H/D mode conversion regime.

## 1. PRINCIPLE OF THE EXPERIMENT

The principle of the TFR experiment on RF impurity pump-out [1] is adapted to JET experimental conditions with RF antennas on the low field side. With  $T_e(0) \approx 3.5\text{keV}$  and absence of impurity accumulation, the  $\text{Ar}^{16+}$  density profile should show a maximum at  $x = 0.8$ . This particular ionized state of Ar is the best candidate for testing RF induced impurity transport since the other ionized states are either too close to the edge or are uniformly distributed.

In JET, heating at  $\Omega = \Omega(\text{Ar}^{+16})$  is not possible, but  $\Omega = 2\Omega(\text{Ar}^{+16})$  is feasible. A (possibly) efficient method to insure the direction of the RF induced pinch is use the enhanced  $k_{\perp}E_{+}$  product from a mode-conversion layer (MCL) that can be superimposed to the  $\text{Ar}^{16+}$  resonance ( $k_{\perp}$  is the perpendicular wave-vector and  $E_{+}$  is the left-handed polarized component of the electric field). This scenario is realized by choosing the proper H/D ratio. In the experiment, H/D is varied from shot to shot until it is observed that the MCL is on top of the second harmonic  $\text{Ar}^{16+}$  resonance. This determines some of the JET parameters:  $0.37 < \text{H/D} < 0.57$ ,  $B_t = 3.3\text{T}$ , ICRH frequency  $33.8\text{Mhz}$ , so that the  $\text{Ar}^{16+}$  resonance layer is at radius  $356\text{cm}$  for  $T_e(0) \approx 4\text{keV}$ . In addition  $I_p$  is fixed at  $2.5\text{MA}$ . The reference JET pulse was in the hybrid scenario (Pulse No: 62780, Fig.2) and two Real Time cControllers (RTC) were used: LHCD to keep  $q(0)$  near 1.5 to avoid sawtooth oscillations to simplify the particle transport analysis and Ar main chamber gaz input module actuation to stabilize, at a prescribed value, the  $\text{Ar}^{16+}$  radiation. The Ar pinch transport, depending on the RF phasing ( $+\pi/2$ ,  $-\pi/2$ ) is observed through the variation of the gaz input rate that follows the demand in Ar radiation. NBI is used for core heating since ICRH is already used for edge Ar heating. Also, a reduction of the RF power (RF notch Fig.2), lasting one second, is imposed to allow for an analysis of the power deposition, transport and heating time scales. The experiment produced ten good pulses for analysis.

## 2. EXPERIMENTAL RESULTS

All the shots had unexpected good RF coupling and almost stationary H/D ratio. The RTC on Ar injection worked as foreseen. On the other hand, the  $q$  profile control was limited by the available power, thus sawtooth (at frequency  $8 - 10\text{Hz}$ ) were not prevented. The main limitation was in NBI power. One of the two neutral beam injectors was unavailable (thus also  $T_i$  from charge exchange measurements was not obtained), while the other injector prepared for  $\text{H}_2$  injection delivered less power than originally planned.

$\text{He}^3$  (desorption from the walls) with its on-axis resonance layer had a positive effect on  $T_e(0)$  as shown in Fig.3 but a negative one on the H/D MCL that could not appear due either due to the  $\text{He}^3$  heating taking most of the available power or due to the plasma composition that had moved the

hybrid resonance layer too far into the Low Field Side (LFS) in the direction of the hydrogen resonance layer. Deuterium heating in the High Field Side (HFS) may be responsible for some of the asymmetry in the temperature profile. The hollow temperature profile forming during the RF notch does not appear to be related to the sawtooth activity (no periodicity found) or to a radiation cooling effect (Fig.4) since the  $T_e$  profile is unchanged in the region where the radiation drops. The effect of RF on the reconstructed Ar profile is shown in Fig.5. The largest reduction in Ar density is observed for Pulse No: 63156 (Highest H2 concentration and Ar injection well controlled by the RTC) at the end of the ICRH notch. A second effect is noticeable on Pulse No: 63151: at constant Ar injection rate the Ar radiation increases during the reduced RF power phase (Fig.6). As an attempt to study this effect,  $Z_{eff}$ , the C and Ar emissions per unit injected power (LHCD+NBI+ICRH) are compared for Pulse No's: 63150 and 63152 ( $Z_{eff}$  is the highest in this discharge) in the stationary phase at the time right before the ICRH notch starting at time  $t=13s$ , where the total injected power are equal for both pulses. The comparison is shown in Fig.7. For Pulse No: 63150,  $Ar=1.1\times 10^7$  cts/s/unit power,  $C=3.8\times 10^7$  cts/s/unit power and  $Z_{eff}=4.5$  at low H concentration while for Pulse No: 63152,  $Ar=2.7\times 10^7$  ct/s/unit power,  $C=3.0\times 10^7$  ct/s/unit power for  $Z_{eff}=4.8$  at higher H concentration. There might thus be here a change in plasma behavior leading to different  $Z_{eff}$  with reduction of C emission for predetermined larger Ar emission (from RTC setup).

### 3. NUMERICAL SIMULATIONS

To allow for ICRF impurity heating the RITM transport code [2] has been modified [5]. It now includes a contribution to the particle flux arising from a direct effect of ICRF (for the case of asymmetric antenna spectrum at the second harmonic resonance) [4]. Simulations show that the increase in argon emissivity could be due to a competition between the following processes: a) change in ITG diffusion transport coefficient (as suggested by the hollow electron temperature profile), b) pure atomic processes as ionization or recombination following changes in electron temperature and density. More detailed absorbed power profiles are needed to perform realistic RITM simulations.

### CONCLUSIONS

Contamination of the plasma by He atoms either eliminated the H/D mode conversion layer or had moved it too far into the LFS to be acting on the argon. Since, no mode conversion layer is observed at the  $Ar^{16+}$  most probable position the analysis of the experiment can be performed as for a pure second harmonic heating with no dependence on the RF phasing (Fig.6). A change in  $Ar^{16+}$  emissivity of about 10-15% is observed.

### REFERENCES

- [1]. TFR group, Nuclear Fusion, 22 (7), 956-961 (1982).
- [2]. Tokar M.Z., Plasma Phys. Control. Fusion **36**, 1819-1843 (1994).

- [3]. Mercier C., Capes H., Morera J.P., EUR-CEA-FC report 1127, (1981).
- [4]. Chen L., Vaclavik J. and Hammett G.W., Nuclear Fusion **28**, 389-398, (1988).
- [5]. D.Pilipenko, M.Tokar, B.Weyssow, P1\_200, 30rd EPS conf. StPetersburg, Russia, July 7–11, 2003.

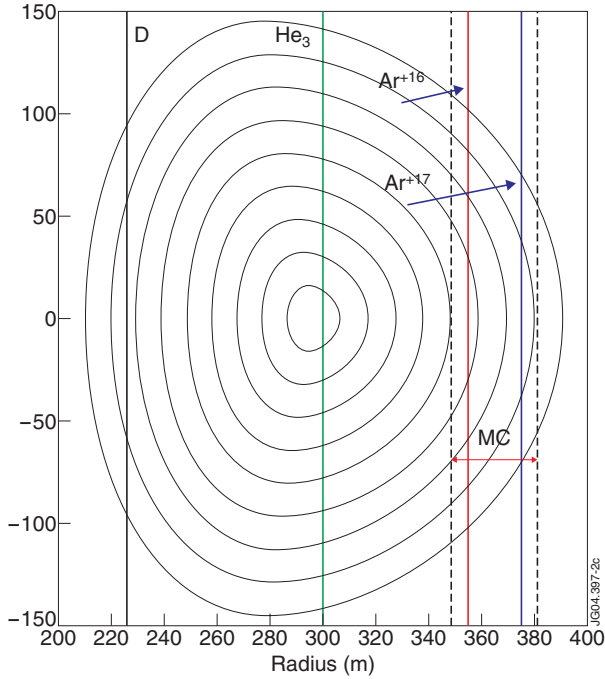


Figure 1 : Main resonance positions

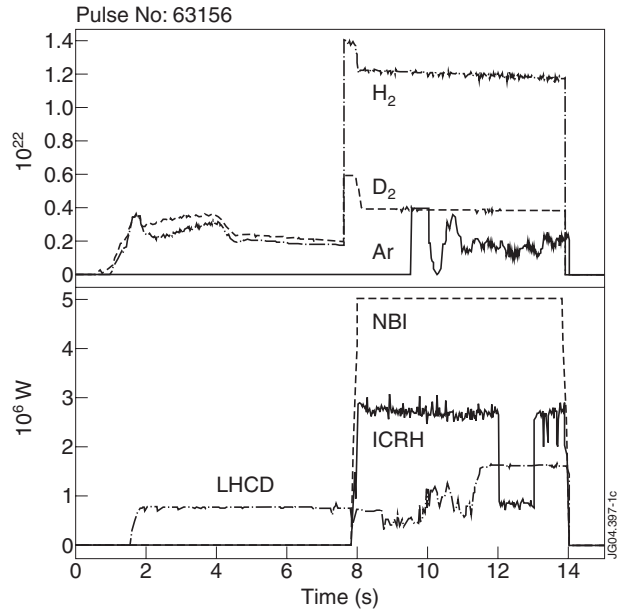


Figure 2: The hybrid scenario is adopted for the impurity heating experiment

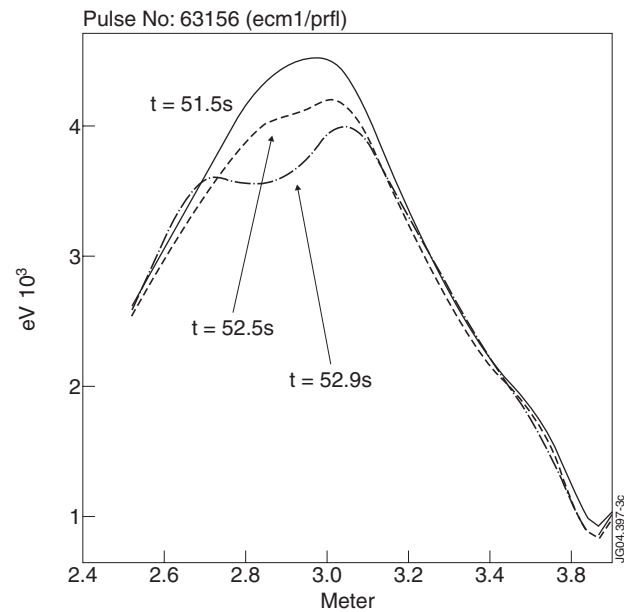


Figure 3:  $T_e$  profile for Pulse No: 63156 before and during RF notch

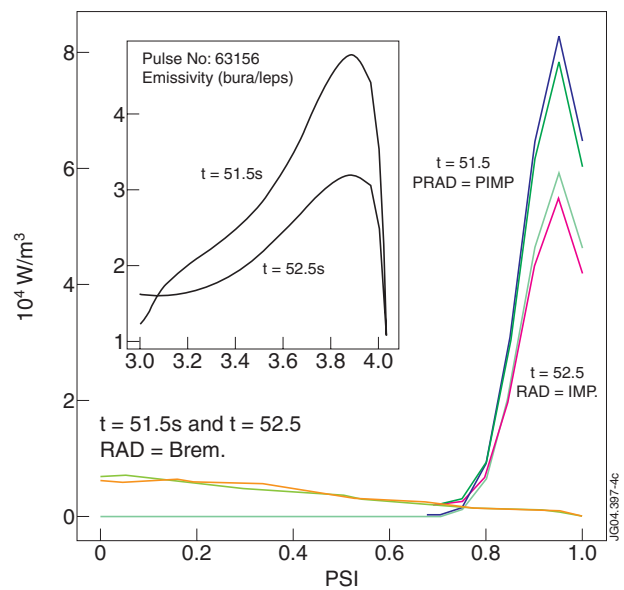


Figure 4: Radiated power and plasma emissivity before and during ICRH notch.

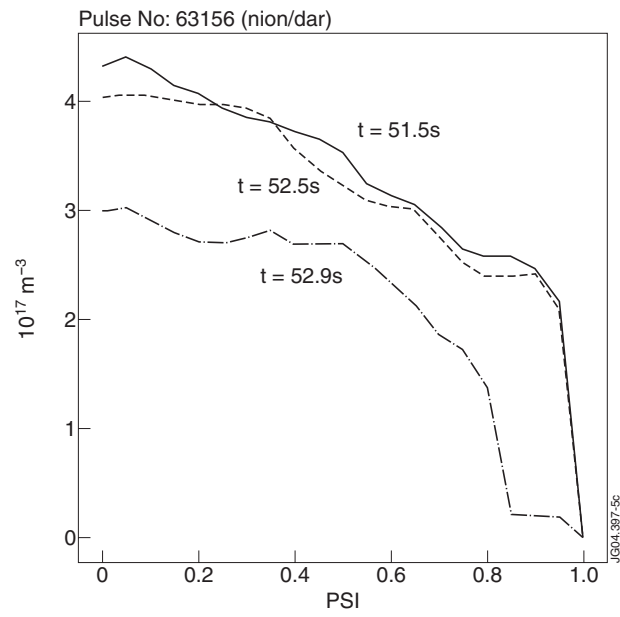


Figure 5 : Ar profile for Pulse No: 63156 before, during and after ICRH notch.

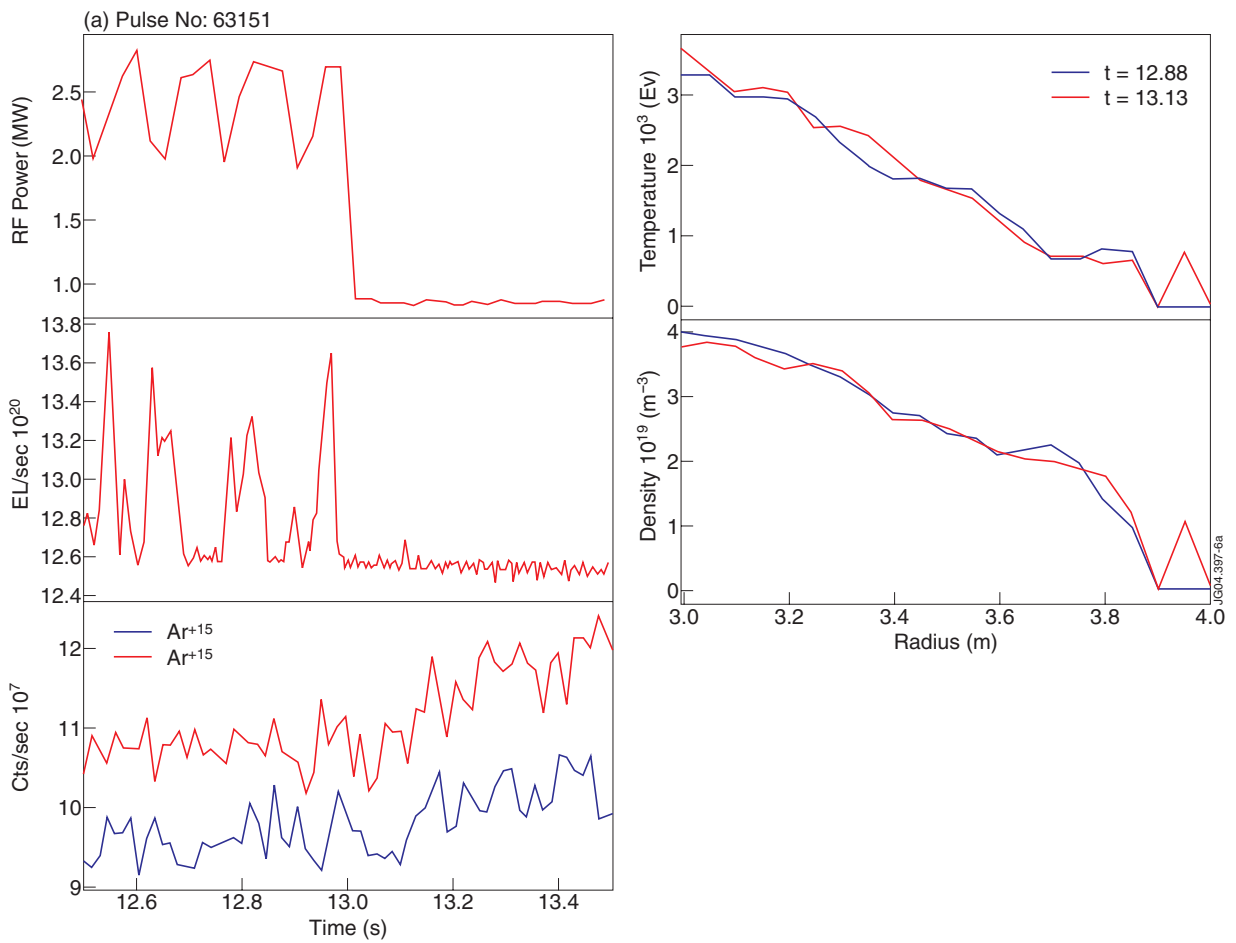


Figure 6: A comparison of Pulse No's: 63151( $-\pi/2$ ) and 63153( $+\pi/2$ ): no recognizable pinch effect.



