
EFDA–JET–CP(04)03-51

H. Sjöstrand, S. Conroy, G. Ericsson, M. Gatu Johnson, L. Giacomelli, W. Glasser,
H. Henriksson, A. Hjalmarsson, M. Johansson, N. Kronborg Pettersson, J. Källne,
M. Weiszflog, G. Gorini, M. Tardocchi, L. Bertalot, S. Popovichev
and JET EFDA Contributors

Measurement of the Fusion Power with the MPR Neutron Spectrometer in the TTE and DTE1 Experiments at JET

Measurement of the Fusion Power with the MPR Neutron Spectrometer in the TTE and DTE1 Experiments at JET

H. Sjöstrand¹, S. Conroy¹, G. Ericsson¹, M. Gatu Johnson¹, L. Giacomelli¹, W. Glasser¹,
H. Henriksson¹, A. Hjalmarsson¹, M. Johansson¹, N. Kronborg Pettersson¹, J. Källne¹,
M. Weiszflog¹, G. Gorini², M. Tardocchi², L. Bertalot³, S. Popovichev⁴
and JET EFDA Contributors*

¹*INF, Uppsala University, EURATOM-VR Association, Uppsala, Sweden*

²*Istituto di Fisica del Plasma, EURATOM-ENEA-CNR Association, Milan, Italy*

³*Associazione Euratom-ENEA sulla Fusione, C.P. 65, 00044 Frascati (Roma), Italy*

⁴*EURATOM/UKAEA Fusion Association, Culham Science Centre, Abingdon, Oxon, OX14 3DB, UK*

* *See annex of J. Pamela et al, "Overview of Recent JET Results and Future Perspectives",
Fusion Energy 2002 (Proc. 19th IAEA Fusion Energy Conference, Lyon (2002)).*

Preprint of Paper to be submitted for publication in Proceedings of the
31st EPS Conference,
(London, UK. 28th June - 2nd July 2004)

“This document is intended for publication in the open literature. It is made available on the understanding that it may not be further circulated and extracts or references may not be published prior to publication of the original when applicable, or without the consent of the Publications Officer, EFDA, Culham Science Centre, Abingdon, Oxon, OX14 3DB, UK.”

“Enquiries about Copyright and reproduction should be addressed to the Publications Officer, EFDA, Culham Science Centre, Abingdon, Oxon, OX14 3DB, UK.”

INTRODUCTION

An essential diagnostic task in a fusion experiment is the measurement of the total neutron yield rate from which the fusion power and energy can be determined. These parameters are the main performance indicators of the success of fusion experiments, and traditionally they have been determined with neutron yield monitors such as fission chambers calibrated with activation systems [1]. Yield monitors have been installed and successfully used in most fusion experiments including JET. Since a large fraction of the signal in these monitors is due to scattered neutrons, their yield calibration relies on neutron transport calculations, which makes it difficult to quantify the uncertainties involved. These difficulties will increase with the size of the fusion device and hence constitute a great problem in burning plasma machines such as ITER. For these reasons, a new independent method for the absolute determination of the neutron rate has been developed, based on the measurement of the direct neutron flux with a high-resolution spectrometer. The measurement of the direct neutron fluxes makes it possible to quantify the uncertainty. The new method is based on an absolute neutron flux measurement and does not need any cross-calibration with other neutron systems.

In a fusion plasma of mixed deuterium (D) and tritium (T), both 2.5MeV neutrons from the $d + d \rightarrow \text{He}^3 + n$ reaction and 14MeV neutrons from the $d + t \rightarrow \alpha + n$ reaction will be produced; the latter will dominate for tritium concentration exceeding a few percent. In mixed DT plasma of low tritium content, it is necessary to distinguish the 2.5MeV and 14MeV neutron emission in order to determine the fusion power. To this category belongs the Trace Tritium Experiment (TTE) conducted at JET in October 2003, where the new method to determine the fusion power was tested for 14MeV neutron measurements in a 2.5MeV neutron background. We also report on the results of the new method obtained in the main DT experiment (DTE1) of 1997, which allowed a comparison with the total neutron yield as determined with the calibrated fission chamber system.

1. METHOD

The new method makes use of the Magnetic Proton Recoil (MPR) neutron spectrometer [2] and the JET neutron cameras [3]. The MPR is used to perform an absolute measurement of the collimated neutron flux (F_n) received from the JET plasma (Fig.1). This flux is determined from the measured MPR count rate (C_n) by taking into account the flux detection efficiency (ϵ), i.e., $F_n = C_n/\epsilon$. The inputs to ϵ include the $n + p$ elastic scattering cross-section, the spectrometer ion optics and the recoil proton detection efficiency. All these are well known quantities with quantifiable uncertainties. It is also essential to have good control of the scattered admixture in the measured flux, which is a small (a few %) and accountable part of the MPR count rate. From the plasma source, to the detection in the MPR, the plasma neutrons have to pass intervening material, which causes flux attenuation (a) and scattering (s). These effects on the measurements were determined with neutron transport calculations using the standard MCNP code. Finally, the neutron flux in the MPR line of sight has to be related to the total neutron yield. For this, a profile factor divided in two parts is

used; PREF for a plasma of normal profile and Δp to account for deviations from the reference. Thus, the neutron yield is determined by $Y_n = F_n \cdot P_{REF} \cdot (1 + \Delta p) \cdot s \cdot a$. Here, all factors are determined from empirically measured or known values with quantifiable errors.

2. RESULTS

The method outlined above was used in the JET TTE experiment to provide information on neutron yield for 14MeV neutrons after each experiment for $Y_n \approx 10^{13}$ neutrons and up to a recorded maximum of about $Y_n \approx 10^{16}$ n. These represent the integrated yields for discharges as the possibilities for time resolved measurements were limited by counting statistics. The results for the TTE campaign, are presented in Figure 2, where they have been plotted against the results obtained from silicone diode detectors. The two systems show good agreement over the measured dynamic range of about 1000 while in absolute terms the silicone diodes give 9% lower results than the MPR; this is within the combined uncertainties of the two systems. The absolute value of the profile effect factor, Δp , averaged at 0.10 for the TTE discharges. This effect has been accounted for in the presented data.

The main data bank for MPR neutron spectrometry studies was obtained in the DTE1 experiments. Here the neutron yield rates were much higher than for TTE (with a record of $6 \cdot 10^{18}$ n/s) so that the yield rate $Y_n(t)$ could be determined as a function of time for individual discharges. Some of the results obtained are shown in Figure 3, plotted against the results obtained with the fission chambers. The chambers record all neutrons including those from d+d reactions, but since the d + t reactions dominate by a factor 10^2 , the fission chambers measure practically the same quantity as the MPR. It should first be noted that the MPR data are shown for the two cases before and after taking into account the variation in the profile factor (i.e., Δp). This shows that profile variations accounts for most of the scatter in the data, which form an almost straight line in the range $Y_n = 3 \cdot 10^{15}$ n/s to $Y_n = 6 \cdot 10^{18}$ n/s. In absolute terms, the fission chambers give an Y_n value that is about 7% lower than that of the MPR. The systematic error of the MPR results is determined to be 5.5% while that of the fission chambers is estimated to be 10%, which is the same as for the silicone diodes used during TTE [1].

CONCLUSIONS

A new method for the absolute determination of the JET yield rate of 14MeV neutrons based on absolute neutron flux measurement with the MPR spectrometer and the emission profile from neutron cameras have been demonstrated for discharges produce 1997 during DTE1 and 2003 during TTE. An upgrade of the MPR (MPRu) is under development as part of the JET EP program which will allow absolute measurement of the yield rate of both 2.5MeV and 14MeV neutrons from d + d and d + t reactions, and hence the fusion power of D plasmas or DT plasmas of any mixing ratio.

REFERENCES

- [1]. L. Bertalot, et al., Rev. Sci. Instrum. **70**, 1137 (1999)
- [2]. G. Ericsson et al., Rev. Sci. Instrum. **72**, 759 (2001)
- [3]. J. M. Adams et al., Nucl. Instrum. Methods Phys Res. A **329**, 277 (1993)

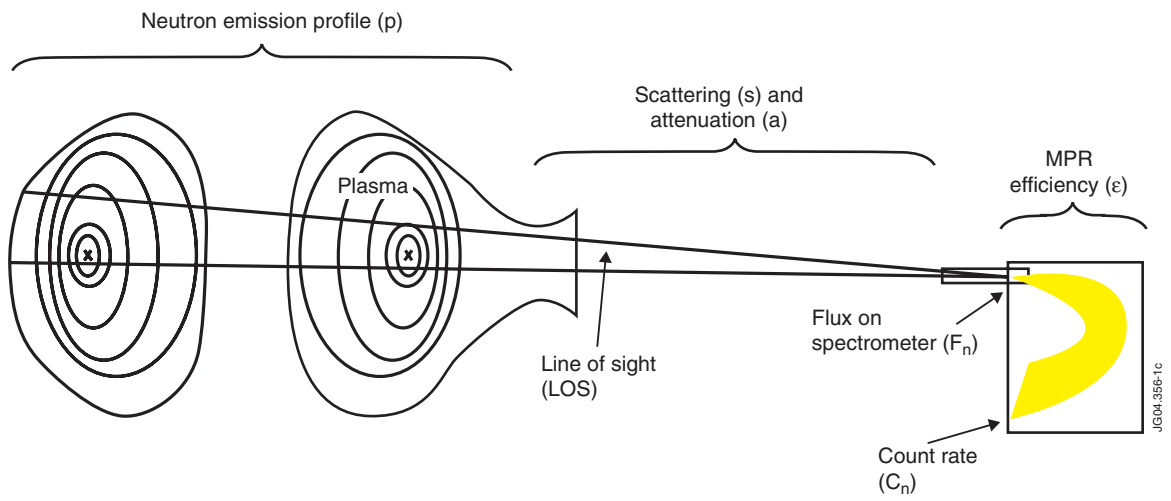


Figure.1 The components important for the determination of the JET neutron Yield.

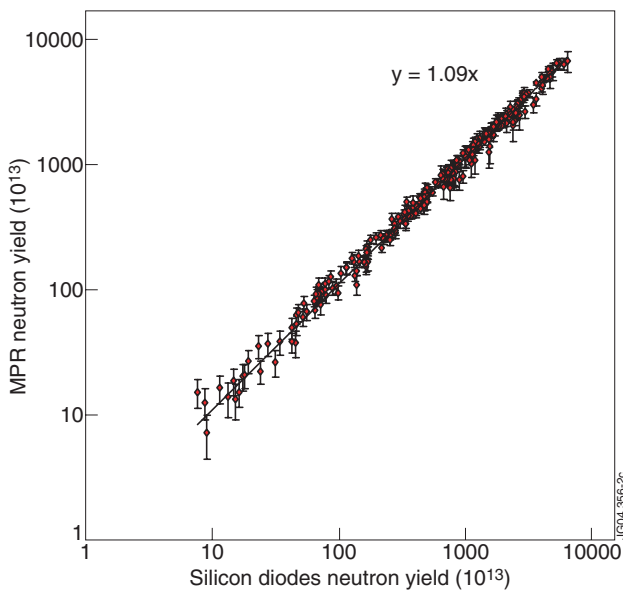


Figure.2 The pulse-integrated neutron yield data from the TTE campaign. Data from the silicon diodes are compared with MPR data.

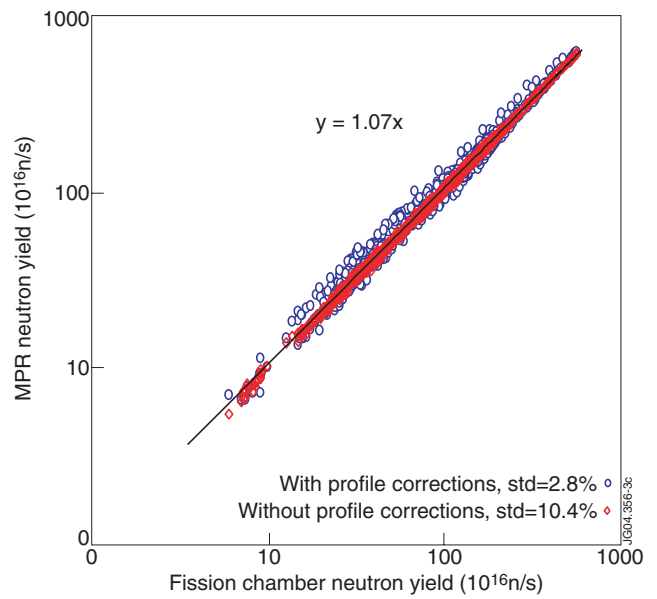


Figure.3 50 ms time resolved data from the DTE1 campaign. MPR data compared to fission chamber data. The importance of using profile corrections is illustrated